

LAMPIRAN 1
TABEL MATRIKS

**Tabel 2.1
MATRIKS**

No.	Nama Peneliti	Variabel Dependen	Variabel Independen				
			Opini Audit	Ukuran Perusahaan	Profitabilitas	Solvabilitas	Frekuensi Rapat Komite Audit
1.	Marni S. A. dan Nini S. Yeni (2019)	<i>Audit Delay</i>	B				
2.	Rina Y., <i>et al</i> (2018)			TB			
3.	Effendi P., dkk (2017)			TB	TB	TB	
4.	Sigit W. K., dkk (2017)		B				
5.	Dyna N. C. (2016)			B	B	B	
6.	Nurul N. A (2015)		B				
7.	Dyah F. P dan Leny S. (2015)		B	B	B		
8.	Alfina S. P. dan Rahmawati H. Y. (2015)		TB		B	TB	
9.	Denny A. dan Nada A. R. (2015)				B		
10.	Ibadin L. A. dan Afensimi E. (2015)			TB			
11.	Muhammad F. dan P.Basuki H. (2015)						B
12.	Ni Luh P. A. E. R.dan Maria M. R. S. (2014)						TB

LAMPIRAN 2
DAFTAR SAMPEL PENELITIAN

DAFTAR SAMPEL PENELITIAN

No.	Nama Perusahaan	Kode Perusahaan
1	Indocement Tunggul Prakasa Tbk	INTP
2	Semen Baturaja Persero Tbk	SMBR
3	Holcim Indonesia Tbk	SMCB
4	Semen Indonesia Tbk	SMGR
5	Waskita Beton Precast Tbk	WSBP
6	Wijaya Karya Beton Tbk	WTON
7	Asahimas Flat Glass Tbk	AMFG
8	Arwana Citramulia Tbk	ARNA
9	Inti Keramik Alam Asri Industri Tbk	IKAI
10	Keramika Indonesia Assosiasi Tbk	KIAS
11	Mark Dynamics Indonesia Tbk	MARK
12	Mulia Industrindo Tbk	MLIA
13	Surya Toto Indonesia Tbk	TOTO
14	Alakasa Industrindo Tbk	ALKA
15	Alumindo Light Metal Industry Tbk	ALMI
16	Saranacentral Bajatama Tbk	BAJA
17	Betonjaya Manunggal Tbk	BTON
18	Gunawan Dianjaya Steel Tbk	GDST
19	Indal Aluminium Industry Tbk	INAI
20	Steel Pipe Industry of Indonesia Tbk	ISSP
21	Jakarta Kyoei Steel Works Tbk	JKSW
22	Lion Metal Works Tbk	LION
23	Lionmesh Prima Tbk	LMSH
24	Pelangi Indah Canindo Tbk	PICO
25	Aneka Gas Industri Tbk	AGII
26	Budi Starch & Sweetener Tbk	BUDI
27	Duta Pertiwi Nusantara Tbk	DPNS
28	Ekadharma International Tbk	EKAD
29	Eterindo Wahanatama Tbk	ETWA
30	Intanwijaya Internasional Tbk	INCI
31	Emdeki Utama Tbk	MDKI
32	Indo Acidatama Tbk	SRSN
33	Alam Karya Unggul Tbk	AKKU
34	Argha Karya Prima Industry Tbk	AKPI
35	Asiaplast Industries Tbk	APLI
36	Berlina Tbk	BRNA
37	Champion Pacific Indonesia Tbk	IGAR
38	Impack Pratama Industri Tbk	IMPC
39	Panca Budi Idaman Tbk	PBID
40	Siwani Makmur Tbk	SIMA

No.	Nama Perusahaan	Kode Perusahaan
41	Tunas Alfin Tbk	TALF
42	Trias Sentosa Tbk	TRST
43	Yanaprima Hastapersada Tbk	YPAS
44	Charoen Pokphand Indonesia Tbk	CPIN
45	Japfa Comfeed Indonesia Tbk	JPFA
46	Malindo Feedmill Tbk	MAIN
47	Sierad Produce Tbk	SIPD
48	Tirta Mahakam Resources Tbk	TIRT
49	Alkindo Naratama Tbk	ALDO
50	Fajar Surya Wisesa Tbk	FASW
51	Kertas Basuki Rachmat Indonesia Tbk	KBRI
52	Kedawung Setia Industrial Tbk	KDSI
53	Suparma Tbk	SPMA
54	Kirana Megantara Tbk	KMTR
55	Ateliers Mecaniques D'Indonesie Tbk	AMIN
56	Grand Kartech Tbk	KRAH
57	Astra International Tbk	ASII
58	Astra Otoparts Tbk	AUTO
59	Garuda Metalindo Tbk	BOLT
60	Gajah Tunggal Tbk	GJTL
61	Indomobil Sukses Internasional Tbk	IMAS
62	Indospring Tbk	INDS
63	Multi Prima Sejahtera Tbk	LPIN
64	Nipress Tbk	NIPS
65	Prima Alloy Steel Universal Tbk	PRAS
66	Selamat Sempurna Tbk	SMSM
67	Trisula Textile Industries Tbk	BELL
68	Panasia Indo Resources Tbk	HDTX
69	Asia Pacific Investama Tbk	MYTX
70	Ricky Putra Globalindo Tbk	RICY
71	Sunson Textile Manufacturer Tbk	SSTM
72	Star Petrochem Tbk	STAR
73	Trisula International Tbk	TRIS
74	Nusantara Inti Corpora Tbk	UNIT
75	Sepatu Bata Tbk	BATA
76	Primarindo Asia Infrastructure Tbk	BIMA
77	Jembo Cable Company Tbk	JECC
78	KMI Wire and Cable Tbk	KBLI
79	Kabelindo Murni Tbk	KBLM
80	Supreme Cable Manufacturing & Commerce Tbk	SCCO
81	Voksel Electric Tbk	VOKS

No.	Nama Perusahaan	Kode Perusahaan
82	Tri Banyan Tirta Tbk	ALTO
83	Campina Ice Cream Industry Tbk	CAMP
84	Wilmar Cahaya Indonesia Tbk	CEKA
85	Sariguna Primatirta Tbk	CLEO
86	Delta Djakarta Tbk	DLTA
87	Buyung Poetra Sembada Tbk	HOKI
88	Indofood CBP Sukses Makmur Tbk	ICBP
89	Indofood Sukses Makmur Tbk	INDF
90	Multi Bintang Indonesia Tbk	MLBI
91	Mayora Indah Tbk	MYOR
92	Prima Cakrawala Abadi Tbk	PCAR
93	Prasidha Anek Niaga Tbk	PSDN
94	Nippon Indosari Corporindo Tbk	ROTI
95	Sekar Bumi Tbk	SKBM
96	Sekar Laut Tbk	SKLT
97	Siantar Top Tbk	STTP
98	Ultra Jaya Milk Industry & Trading Company Tbk	ULTJ
99	Gudang Garam Tbk	GGRM
100	H.M. Sampoerna Tbk	HMSP
101	Bentoel Internasional Investama Tbk	RMBA
102	Wismilak Inti Makmur Tbk	WIIM
103	Darya-Varia Laboratoria Tbk	DVLA
104	Indofarma (Persero) Tbk	INAF
105	Kimia Farma Tbk	KAEF
106	Kalbe Farma Tbk	KLBF
107	Merck Tbk	MERK
108	Pyridam Farma Tbk	PYFA
109	Industri Jamu dan Farmasi Sido Muncul Tbk	SIDO
110	Tempo Scan Pacific Tbk	TSPC
111	Akasha Wira International Tbk, PT	ADES
112	Kino Indonesia Tbk	KINO
113	Martina Berto Tbk	MBTO
114	Mustika Ratu Tbk	MRAT
115	Mandom Indonesia Tbk	TCID
116	Unilever Indonesia Tbk	UNVR
117	Chitose Internasional Tbk	CINT
118	Kedaung Indah Can Tbk	KICI
119	Langgeng Makmur Industri Tbk	LMPI
120	Integra Indocabinet Tbk	WOOD
121	Hartadinata Abadi Tbk	HRTA

LAMPIRAN 3
HASIL PERHITUNGAN OPINI AUDIT

OPINI AUDIT TAHUN 2016

No.	Nama Perusahaan	Kode Perusahaan	Opini Audit
1	Indocement Tunggul Prakasa Tbk	INTP	0
2	Semen Baturaja Persero Tbk	SMBR	0
3	Holcim Indonesia Tbk	SMCB	0
4	Semen Indonesia Tbk	SMGR	0
5	Waskita Beton Precast Tbk	WSBP	0
6	Wijaya Karya Beton Tbk	WTON	0
7	Asahimas Flat Glass Tbk	AMFG	0
8	Arwana Citramulia Tbk	ARNA	0
9	Inti Keramik Alam Asri Industri Tbk	IKAI	0
10	Keramika Indonesia Assosiasi Tbk	KIAS	0
11	Mark Dynamics Indonesia Tbk	MARK	0
12	Mulia Industrindo Tbk	MLIA	0
13	Surya Toto Indonesia Tbk	TOTO	0
14	Alakasa Industrindo Tbk	ALKA	0
15	Alumindo Light Metal Industry Tbk	ALMI	0
16	Saranacentral Bajatama Tbk	BAJA	0
17	Betonjaya Manunggal Tbk	BTON	0
18	Gunawan Dianjaya Steel Tbk	GDST	0
19	Indal Aluminium Industry Tbk	INAI	0
20	Steel Pipe Industry of Indonesia Tbk	ISSP	0
21	Jakarta Kyoei Steel Works Tbk	JKSW	0
22	Lion Metal Works Tbk	LION	0
23	Lionmesh Prima Tbk	LMSH	0
24	Pelangi Indah Canindo Tbk	PICO	0
25	Aneka Gas Industri Tbk	AGII	0
26	Budi Starch & Sweetener Tbk	BUDI	0
27	Duta Pertiwi Nusantara Tbk	DPNS	0
28	Ekadharma International Tbk	EKAD	0
29	Eterindo Wahanatama Tbk	ETWA	0
30	Intanwijaya Internasional Tbk	INCI	0
31	Emdeki Utama Tbk	MDKI	0
32	Indo Acidatama Tbk	SRSN	0
33	Alam Karya Unggul Tbk	AKKU	0
34	Argha Karya Prima Industry Tbk	AKPI	0
35	Asiaplast Industries Tbk	APLI	0
36	Berlina Tbk	BRNA	0
37	Champion Pacific Indonesia Tbk	IGAR	0
38	Impack Pratama Industri Tbk	IMPC	0
39	Panca Budi Idaman Tbk	PBID	0
40	Siwani Makmur Tbk	SIMA	0

No.	Nama Perusahaan	Kode Perusahaan	Opini Audit
41	Tunas Alfin Tbk	TALF	0
42	Trias Sentosa Tbk	TRST	0
43	Yanaprima Hastapersada Tbk	YPAS	0
44	Charoen Pokphand Indonesia Tbk	CPIN	0
45	Japfa Comfeed Indonesia Tbk	JPFA	0
46	Malindo Feedmill Tbk	MAIN	0
47	Sierad Produce Tbk	SIPD	0
48	Tirta Mahakam Resources Tbk	TIRT	0
49	Alkindo Naratama Tbk	ALDO	0
50	Fajar Surya Wisesa Tbk	FASW	0
51	Kertas Basuki Rachmat Indonesia Tbk	KBRI	0
52	Kedawang Setia Industrial Tbk	KDSI	0
53	Suparma Tbk	SPMA	0
54	Kirana Megantara Tbk	KMTR	0
55	Ateliers Mecaniques D'Indonesie Tbk	AMIN	0
56	Grand Kartech Tbk	KRAH	0
57	Astra International Tbk	ASII	0
58	Astra Otoparts Tbk	AUTO	0
59	Garuda Metalindo Tbk	BOLT	0
60	Gajah Tunggal Tbk	GJTL	0
61	Indomobil Sukses Internasional Tbk	IMAS	0
62	Indospring Tbk	INDS	0
63	Multi Prima Sejahtera Tbk	LPIN	0
64	Nipress Tbk	NIPS	0
65	Prima Alloy Steel Universal Tbk	PRAS	0
66	Selamat Sempurna Tbk	SMSM	0
67	Trisula Textile Industries Tbk	BELL	0
68	Panasia Indo Resources Tbk	HDTX	0
69	Asia Pacific Investama Tbk	MYTX	0
70	Ricky Putra Globalindo Tbk	RICY	0
71	Sunson Textile Manufacturer Tbk	SSTM	0
72	Star Petrochem Tbk	STAR	0
73	Trisula International Tbk	TRIS	0
74	Nusantara Inti Corpora Tbk	UNIT	0
75	Sepatu Bata Tbk	BATA	0
76	Primarindo Asia Infrastructure Tbk	BIMA	0
77	Jembo Cable Company Tbk	JECC	0
78	KMI Wire and Cable Tbk	KBLI	0
79	Kabelindo Murni Tbk	KBLM	0
80	Supreme Cable Manufacturing & Commerce Tbk	SCCO	0
81	Voksel Electric Tbk	VOKS	0

No.	Nama Perusahaan	Kode Perusahaan	Opini Audit
82	Tri Banyan Tirta Tbk	ALTO	0
83	Campina Ice Cream Industry Tbk	CAMP	0
84	Wilmar Cahaya Indonesia Tbk	CEKA	0
85	Sariguna Primatirta Tbk	CLEO	0
86	Delta Djakarta Tbk	DLTA	0
87	Buyung Poetra Sembada Tbk	HOKI	0
88	Indofood CBP Sukses Makmur Tbk	ICBP	0
89	Indofood Sukses Makmur Tbk	INDF	0
90	Multi Bintang Indonesia Tbk	MLBI	0
91	Mayora Indah Tbk	MYOR	0
92	Prima Cakrawala Abadi Tbk	PCAR	0
93	Prasidha Anek Niaga Tbk	PSDN	0
94	Nippon Indosari Corporindo Tbk	ROTI	0
95	Sekar Bumi Tbk	SKBM	0
96	Sekar Laut Tbk	SKLT	0
97	Siantar Top Tbk	STTP	0
98	Ultra Jaya Milk Industry & Trading Company Tbk	ULTJ	0
99	Gudang Garam Tbk	GGRM	0
100	H.M. Sampoerna Tbk	HMSP	0
101	Bentoel Internasional Investama Tbk	RMBA	0
102	Wismilak Inti Makmur Tbk	WIIM	0
103	Darya-Varia Laboratoria Tbk	DVLA	0
104	Indofarma (Persero) Tbk	INAF	0
105	Kimia Farma Tbk	KAEF	0
106	Kalbe Farma Tbk	KLBF	0
107	Merck Tbk	MERK	0
108	Pyridam Farma Tbk	PYFA	0
109	Industri Jamu dan Farmasi Sido Muncul Tbk	SIDO	0
110	Tempo Scan Pacific Tbk	TSPC	0
111	Akasha Wira International Tbk, PT	ADES	0
112	Kino Indonesia Tbk	KINO	0
113	Martina Berto Tbk	MBTO	0
114	Mustika Ratu Tbk	MRAT	0
115	Mandom Indonesia Tbk	TCID	0
116	Unilever Indonesia Tbk	UNVR	0
117	Chitose Internasional Tbk	CINT	0
118	Kedaung Indah Can Tbk	KICI	0
119	Langgeng Makmur Industri Tbk	LMPI	0
120	Integra Indocabinet Tbk	WOOD	0
121	Hartadinata Abadi Tbk	HRTA	0

OPINI AUDIT TAHUN 2017

No.	Nama Perusahaan	Kode Perusahaan	Opini Audit
1	Indocement Tunggul Prakasa Tbk	INTP	0
2	Semen Baturaja Persero Tbk	SMBR	0
3	Holcim Indonesia Tbk	SMCB	0
4	Semen Indonesia Tbk	SMGR	0
5	Waskita Beton Precast Tbk	WSBP	0
6	Wijaya Karya Beton Tbk	WTON	0
7	Asahimas Flat Glass Tbk	AMFG	0
8	Arwana Citramulia Tbk	ARNA	0
9	Inti Keramik Alam Asri Industri Tbk	IKAI	0
10	Keramika Indonesia Assosiasi Tbk	KIAS	0
11	Mark Dynamics Indonesia Tbk	MARK	0
12	Mulia Industrindo Tbk	MLIA	0
13	Surya Toto Indonesia Tbk	TOTO	0
14	Alakasa Industrindo Tbk	ALKA	0
15	Alumindo Light Metal Industry Tbk	ALMI	0
16	Saranacentral Bajatama Tbk	BAJA	0
17	Betonjaya Manunggal Tbk	BTON	0
18	Gunawan Dianjaya Steel Tbk	GDST	0
19	Indal Aluminium Industry Tbk	INAI	0
20	Steel Pipe Industry of Indonesia Tbk	ISSP	0
21	Jakarta Kyoei Steel Works Tbk	JKSW	0
22	Lion Metal Works Tbk	LION	0
23	Lionmesh Prima Tbk	LMSH	0
24	Pelangi Indah Canindo Tbk	PICO	0
25	Aneka Gas Industri Tbk	AGII	0
26	Budi Starch & Sweetener Tbk	BUDI	0
27	Duta Pertiwi Nusantara Tbk	DPNS	0
28	Ekadharma International Tbk	EKAD	0
29	Eterindo Wahanatama Tbk	ETWA	0
30	Intanwijaya Internasional Tbk	INCI	0
31	Emdeki Utama Tbk	MDKI	0
32	Indo Acidatama Tbk	SRSN	0
33	Alam Karya Unggul Tbk	AKKU	0
34	Argha Karya Prima Industry Tbk	AKPI	0
35	Asiaplast Industries Tbk	APLI	0
36	Berlina Tbk	BRNA	0
37	Champion Pacific Indonesia Tbk	IGAR	0
38	Impack Pratama Industri Tbk	IMPC	0
39	Panca Budi Idaman Tbk	PBID	0
40	Siwani Makmur Tbk	SIMA	0

No.	Nama Perusahaan	Kode Perusahaan	Opini Audit
41	Tunas Alfin Tbk	TALF	0
42	Trias Sentosa Tbk	TRST	0
43	Yanaprima Hastapersada Tbk	YPAS	0
44	Charoen Pokphand Indonesia Tbk	CPIN	0
45	Japfa Comfeed Indonesia Tbk	JPFA	0
46	Malindo Feedmill Tbk	MAIN	0
47	Sierad Produce Tbk	SIPD	0
48	Tirta Mahakam Resources Tbk	TIRT	0
49	Alkindo Naratama Tbk	ALDO	0
50	Fajar Surya Wisesa Tbk	FASW	0
51	Kertas Basuki Rachmat Indonesia Tbk	KBRI	1
52	Kedawang Setia Industrial Tbk	KDSI	0
53	Suparma Tbk	SPMA	0
54	Kirana Megantara Tbk	KMTR	1
55	Ateliers Mecaniques D'Indonesie Tbk	AMIN	0
56	Grand Kartech Tbk	KRAH	0
57	Astra International Tbk	ASII	0
58	Astra Otoparts Tbk	AUTO	0
59	Garuda Metalindo Tbk	BOLT	0
60	Gajah Tunggal Tbk	GJTL	0
61	Indomobil Sukses Internasional Tbk	IMAS	0
62	Indospring Tbk	INDS	0
63	Multi Prima Sejahtera Tbk	LPIN	0
64	Nipress Tbk	NIPS	0
65	Prima Alloy Steel Universal Tbk	PRAS	0
66	Selamat Sempurna Tbk	SMSM	0
67	Trisula Textile Industries Tbk	BELL	0
68	Panasia Indo Resources Tbk	HDTX	0
69	Asia Pacific Investama Tbk	MYTX	0
70	Ricky Putra Globalindo Tbk	RICY	0
71	Sunson Textile Manufacturer Tbk	SSTM	0
72	Star Petrochem Tbk	STAR	0
73	Trisula International Tbk	TRIS	0
74	Nusantara Inti Corpora Tbk	UNIT	0
75	Sepatu Bata Tbk	BATA	0
76	Primarindo Asia Infrastructure Tbk	BIMA	0
77	Jembo Cable Company Tbk	JECC	0
78	KMI Wire and Cable Tbk	KBLI	0
79	Kabelindo Murni Tbk	KBLM	0
80	Supreme Cable Manufacturing & Commerce Tbk	SCCO	0
81	Voksel Electric Tbk	VOKS	0

No.	Nama Perusahaan	Kode Perusahaan	Opini Audit
82	Tri Banyan Tirta Tbk	ALTO	0
83	Campina Ice Cream Industry Tbk	CAMP	0
84	Wilmar Cahaya Indonesia Tbk	CEKA	0
85	Sariguna Primatirta Tbk	CLEO	0
86	Delta Djakarta Tbk	DLTA	0
87	Buyung Poetra Sembada Tbk	HOKI	0
88	Indofood CBP Sukses Makmur Tbk	ICBP	0
89	Indofood Sukses Makmur Tbk	INDF	0
90	Multi Bintang Indonesia Tbk	MLBI	0
91	Mayora Indah Tbk	MYOR	0
92	Prima Cakrawala Abadi Tbk	PCAR	0
93	Prasidha Anek Niaga Tbk	PSDN	0
94	Nippon Indosari Corporindo Tbk	ROTI	0
95	Sekar Bumi Tbk	SKBM	0
96	Sekar Laut Tbk	SKLT	0
97	Siantar Top Tbk	STTP	0
98	Ultra Jaya Milk Industry & Trading Company Tbk	ULTJ	0
99	Gudang Garam Tbk	GGRM	0
100	H.M. Sampoerna Tbk	HMSP	0
101	Bentoel Internasional Investama Tbk	RMBA	0
102	Wismilak Inti Makmur Tbk	WIIM	0
103	Darya-Varia Laboratoria Tbk	DVLA	0
104	Indofarma (Persero) Tbk	INAF	0
105	Kimia Farma Tbk	KAEF	0
106	Kalbe Farma Tbk	KLBF	0
107	Merck Tbk	MERK	0
108	Pyridam Farma Tbk	PYFA	0
109	Industri Jamu dan Farmasi Sido Muncul Tbk	SIDO	0
110	Tempo Scan Pacific Tbk	TSPC	0
111	Akasha Wira International Tbk, PT	ADES	0
112	Kino Indonesia Tbk	KINO	0
113	Martina Berto Tbk	MBTO	0
114	Mustika Ratu Tbk	MRAT	0
115	Mandom Indonesia Tbk	TCID	0
116	Unilever Indonesia Tbk	UNVR	0
117	Chitose Internasional Tbk	CINT	0
118	Kedaung Indah Can Tbk	KICI	0
119	Langgeng Makmur Industri Tbk	LMPI	0
120	Integra Indocabinet Tbk	WOOD	0
121	Hartadinata Abadi Tbk	HRTA	0

OPINI AUDIT TAHUN 2018

No.	Nama Perusahaan	Kode Perusahaan	Opini Audit
1	Indocement Tunggul Prakasa Tbk	INTP	0
2	Semen Baturaja Persero Tbk	SMBR	0
3	Holcim Indonesia Tbk	SMCB	0
4	Semen Indonesia Tbk	SMGR	0
5	Waskita Beton Precast Tbk	WSBP	0
6	Wijaya Karya Beton Tbk	WTON	0
7	Asahimas Flat Glass Tbk	AMFG	0
8	Arwana Citramulia Tbk	ARNA	0
9	Inti Keramik Alam Asri Industri Tbk	IKAI	0
10	Keramik Indonesia Assosiasi Tbk	KIAS	0
11	Mark Dynamics Indonesia Tbk	MARK	0
12	Mulia Industrindo Tbk	MLIA	0
13	Surya Toto Indonesia Tbk	TOTO	0
14	Alakasa Industrindo Tbk	ALKA	0
15	Alumindo Light Metal Industry Tbk	ALMI	0
16	Saranacentral Bajatama Tbk	BAJA	0
17	Betonjaya Manunggal Tbk	BTON	0
18	Gunawan Dianjaya Steel Tbk	GDST	0
19	Indal Aluminium Industry Tbk	INAI	0
20	Steel Pipe Industry of Indonesia Tbk	ISSP	0
21	Jakarta Kyoei Steel Works Tbk	JKSW	0
22	Lion Metal Works Tbk	LION	0
23	Lionmesh Prima Tbk	LMSH	0
24	Pelangi Indah Canindo Tbk	PICO	0
25	Aneka Gas Industri Tbk	AGII	0
26	Budi Starch & Sweetener Tbk	BUDI	0
27	Duta Pertiwi Nusantara Tbk	DPNS	0
28	Ekadharma International Tbk	EKAD	0
29	Eterindo Wahanatama Tbk	ETWA	0
30	Intanwijaya Internasional Tbk	INCI	0
31	Emdeki Utama Tbk	MDKI	0
32	Indo Acidatama Tbk	SRSN	0
33	Alam Karya Unggul Tbk	AKKU	0
34	Argha Karya Prima Industry Tbk	AKPI	0
35	Asiaplast Industries Tbk	APLI	0
36	Berlina Tbk	BRNA	0
37	Champion Pacific Indonesia Tbk	IGAR	0
38	Impack Pratama Industri Tbk	IMPC	0
39	Panca Budi Idaman Tbk	PBID	0
40	Siwani Makmur Tbk	SIMA	0

No.	Nama Perusahaan	Kode Perusahaan	Opini Audit
41	Tunas Alfin Tbk	TALF	0
42	Trias Sentosa Tbk	TRST	0
43	Yanaprima Hastapersada Tbk	YPAS	0
44	Charoen Pokphand Indonesia Tbk	CPIN	0
45	Japfa Comfeed Indonesia Tbk	JPFA	0
46	Malindo Feedmill Tbk	MAIN	0
47	Sierad Produce Tbk	SIPD	0
48	Tirta Mahakam Resources Tbk	TIRT	0
49	Alkindo Naratama Tbk	ALDO	0
50	Fajar Surya Wisesa Tbk	FASW	0
51	Kertas Basuki Rachmat Indonesia Tbk	KBRI	1
52	Kedawang Setia Industrial Tbk	KDSI	0
53	Suparma Tbk	SPMA	0
54	Kirana Megantara Tbk	KMTR	1
55	Ateliers Mecaniques D'Indonesie Tbk	AMIN	0
56	Grand Kartech Tbk	KRAH	0
57	Astra International Tbk	ASII	0
58	Astra Otoparts Tbk	AUTO	0
59	Garuda Metalindo Tbk	BOLT	0
60	Gajah Tunggal Tbk	GJTL	0
61	Indomobil Sukses Internasional Tbk	IMAS	0
62	Indospring Tbk	INDS	0
63	Multi Prima Sejahtera Tbk	LPIN	0
64	Nipress Tbk	NIPS	0
65	Prima Alloy Steel Universal Tbk	PRAS	0
66	Selamat Sempurna Tbk	SMSM	0
67	Trisula Textile Industries Tbk	BELL	0
68	Panasia Indo Resources Tbk	HDTX	0
69	Asia Pacific Investama Tbk	MYTX	0
70	Ricky Putra Globalindo Tbk	RICY	0
71	Sunson Textile Manufacturer Tbk	SSTM	0
72	Star Petrochem Tbk	STAR	0
73	Trisula International Tbk	TRIS	0
74	Nusantara Inti Corpora Tbk	UNIT	0
75	Sepatu Bata Tbk	BATA	0
76	Primarindo Asia Infrastructure Tbk	BIMA	0
77	Jembo Cable Company Tbk	JECC	0
78	KMI Wire and Cable Tbk	KBLI	0
79	Kabelindo Murni Tbk	KBLM	0
80	Supreme Cable Manufacturing & Commerce Tbk	SCCO	0
81	Voksel Electric Tbk	VOKS	0

No.	Nama Perusahaan	Kode Perusahaan	Opini Audit
82	Tri Banyan Tirta Tbk	ALTO	0
83	Campina Ice Cream Industry Tbk	CAMP	0
84	Wilmar Cahaya Indonesia Tbk	CEKA	0
85	Sariguna Primatirta Tbk	CLEO	0
86	Delta Djakarta Tbk	DLTA	0
87	Buyung Poetra Sembada Tbk	HOKI	0
88	Indofood CBP Sukses Makmur Tbk	ICBP	0
89	Indofood Sukses Makmur Tbk	INDF	0
90	Multi Bintang Indonesia Tbk	MLBI	0
91	Mayora Indah Tbk	MYOR	0
92	Prima Cakrawala Abadi Tbk	PCAR	0
93	Prasidha Anek Niaga Tbk	PSDN	0
94	Nippon Indosari Corporindo Tbk	ROTI	0
95	Sekar Bumi Tbk	SKBM	0
96	Sekar Laut Tbk	SKLT	0
97	Siantar Top Tbk	STTP	0
98	Ultra Jaya Milk Industry & Trading Company Tbk	ULTJ	0
99	Gudang Garam Tbk	GGRM	0
100	H.M. Sampoerna Tbk	HMSP	0
101	Bentoel Internasional Investama Tbk	RMBA	0
102	Wismilak Inti Makmur Tbk	WIIM	0
103	Darya-Varia Laboratoria Tbk	DVLA	0
104	Indofarma (Persero) Tbk	INAF	0
105	Kimia Farma Tbk	KAEF	0
106	Kalbe Farma Tbk	KLBF	0
107	Merck Tbk	MERK	0
108	Pyridam Farma Tbk	PYFA	0
109	Industri Jamu dan Farmasi Sido Muncul Tbk	SIDO	0
110	Tempo Scan Pacific Tbk	TSPC	0
111	Akasha Wira International Tbk, PT	ADES	0
112	Kino Indonesia Tbk	KINO	0
113	Martina Berto Tbk	MBTO	0
114	Mustika Ratu Tbk	MRAT	0
115	Mandom Indonesia Tbk	TCID	0
116	Unilever Indonesia Tbk	UNVR	0
117	Chitose Internasional Tbk	CINT	0
118	Kedaung Indah Can Tbk	KICI	0
119	Langgeng Makmur Industri Tbk	LMPI	0
120	Integra Indocabinet Tbk	WOOD	0
121	Hartadinata Abadi Tbk	HRTA	0

LAMPIRAN 4
HASIL PERHITUNGAN UKURAN
PERUSAHAAN

UKURAN PERUSAHAAN TAHUN 2016

No.	Kode Perusahaan	Aset 2015	Aset 2016	Ukuran Perusahaan
1	INTP	27.638.360.000.000	30.150.580.000.000	0.0909
2	SMBR	3.268.667.933.000	4.368.876.996.000	0.3366
3	SMCB	17.370.875.000.000	19.763.133.000.000	0.1377
4	SMGR	38.153.118.932.000	44.226.895.982.000	0.1592
5	WSBP	4.332.409.010.247	13.734.267.485.212	2.1701
6	WTON	4.456.097.502.805	4.663.078.318.968	0.0464
7	AMFG	4.270.275.000.000	5.504.890.000.000	0.2891
8	ARNA	1.430.779.475.454	1.543.216.299.146	0.0786
9	IKAI	390.042.618.000	265.028.561.000	-0.3205
10	KIAS	2.083.770.000.000	1.859.670.000.000	-0.1075
11	MARK	99.558.394.759	170.937.642.460	0.7170
12	MLIA	7.125.800.277.000	7.723.578.677.000	0.0839
13	TOTO	2.439.540.859.205	2.581.440.938.262	0.0582
14	ALKA	144.628.405.000	136.618.855.000	-0.0554
15	ALMI	2.189.037.586.057	2.153.030.503.531	-0.0164
16	BAJA	948.682.681.142	982.626.956.424	0.0358
17	BTON	183.116.245.288	177.290.628.918	-0.0318
18	GDST	1.183.934.183.257	1.257.609.869.910	0.0622
19	INAI	1.330.259.296.537	1.339.032.413.455	0.0066
20	ISSP	5.447.784.000.000	6.041.811.000.000	0.1090
21	JKSW	265.290.459.599	273.191.596.009	0.0298
22	LION	639.330.150.373	685.812.995.987	0.0727
23	LMSH	133.782.751.041	162.828.169.250	0.2171
24	PICO	605.788.310.444	638.566.761.462	0.0541
25	AGII	4.953.451.000.000	5.847.722.000.000	0.1805
26	BUDI	3.265.953.000.000	2.931.807.000.000	-0.1023
27	DPNS	274.483.110.371	296.129.565.784	0.0789
28	EKAD	389.691.595.500	702.508.630.708	0.8027
29	ETWA	1.332.731.163.136	1.158.935.571.034	-0.1304
30	INCI	169.546.066.314	269.351.381.344	0.5887
31	MDKI	303.256.000.000	331.740.000.000	0.0939
32	SRSN	574.073.315.000	717.149.704.000	0.2492
33	AKKU	982.626.956.424	1.070.169.294.421	0.0891
34	AKPI	2.883.143.132.000	2.615.909.190.000	-0.0927
35	APLI	308.620.387.248	314.468.690.130	0.0189
36	BRNA	1.820.783.911.000	2.088.696.909.000	0.1471
37	IGAR	383.936.040.590	439.465.673.296	0.1446
38	IMPC	1.675.232.685.157	2.276.031.922.082	0.3586

39	PBID	1.070.169.294.421	1.353.263.171.000	0.2645
40	SIMA	40.080.558.448	40.312.397.678	0.0058
No.	Kode Perusahaan	Aset 2015	Aset 2016	Ukuran Perusahaan
41	TALF	434.210.376.664	881.673.021.959	1.0305
42	TRST	3.357.359.499.954	3.290.596.224.286	-0.0199
43	YPAS	279.189.768.587	280.257.664.992	0.0038
44	CPIN	24.916.656.000.000	24.204.994.000.000	-0.0286
45	JPFA	17.159.466.000.000	19.251.026.000.000	0.1219
46	MAIN	3.962.068.064.000	3.919.764.494.000	-0.0107
47	SIPD	2.246.770.166.899	2.567.211.193.259	0.1426
48	TIRT	763.168.027.178	815.997.477.795	0.0692
49	ALDO	366.010.819.198	410.330.576.602	0.1211
50	FASW	6.993.634.266.969	8.583.223.835.997	0.2273
51	KBRI	1.455.931.208.462	1.263.726.833.318	-0.1320
52	KDSI	1.177.093.668.866	1.142.273.020.550	-0.0296
53	SPMA	2.185.464.365.772	2.158.852.415.950	-0.0122
54	KMTR	2.175.660.855.114	3.806.822.723.198	0.7497
55	AMIN	269.351.381.344	198.974.581.573	-0.2613
56	KRAH	533.537.626.101	598.711.565.464	0.1222
57	ASII	245.435.000.000.000	261.855.000.000.000	0.0669
58	AUTO	14.339.110.000.000	14.612.274.000.000	0.0191
59	BOLT	918.617.353.270	938.141.687.362	0.0213
60	GJTL	17.509.505.000.000	18.697.770.000.000	0.0679
61	IMAS	24.860.957.839.497	25.633.342.258.679	0.0311
62	INDS	2.553.928.346.219	2.477.272.502.538	-0.0300
63	LPIN	324.054.785.283	477.838.306.256	0.4746
64	NIPS	1.547.720.090.000	1.777.956.390.000	0.1488
65	PRAS	1.455.931.208.462	1.596.466.547.662	0.0965
66	SMSM	2.220.108.000.000	2.254.740.000.000	0.0156
67	BELL	410.774.206.789	387.981.312.196	-0.0555
68	HDTX	4.878.367.904.000	4.743.579.755.000	-0.0276
69	MYTX	1.944.326.000.000	1.619.757.000.000	-0.1669
70	RICY	1.198.193.867.892	1.288.683.925.066	0.0755
71	SSTM	721.863.265.285	649.654.335.962	-0.1000
72	STAR	729.020.553.284	690.187.353.961	-0.0533
73	TRIS	577.786.346.557	639.701.164.511	0.1072
74	UNIT	460.539.382.206	432.913.180.372	-0.0600
75	BATA	795.257.974.000	804.742.917.000	0.0119
76	BIMA	99.558.394.759	92.041.274.561	-0.0755
77	JECC	1.358.464.081.000	1.587.210.576.000	0.1684
78	KBLI	1.551.799.840.976	1.871.422.416.044	0.2060
79	KBLM	654.385.717.061	639.091.366.917	-0.0234

80	SCCO	1.773.144.328.632	2.449.935.491.586	0.3817
81	VOKS	1.536.244.634.556	1.668.210.094.478	0.0859
No.	Kode Perusahaan	Aset 2015	Aset 2016	Ukuran Perusahaan
82	ALTO	1.180.228.072.164	1.165.093.632.823	-0.0128
83	CAMP	938.141.687.362	1.031.041.060.010	0.0990
84	CEKA	1.485.826.210.015	1.425.964.152.418	-0.0403
85	CLEO	426.384.622.878	463.288.593.970	0.0866
86	DLTA	1.038.321.916.000	1.197.796.650.000	0.1536
87	HOKI	330.955.269.476	370.245.134.305	0.1187
88	ICBP	26.560.624.000.000	28.901.948.000.000	0.0882
89	INDF	91.831.526.000.000	82.174.515.000.000	-0.1052
90	MLBI	2.100.853.000.000	2.275.038.000.000	0.0829
91	MYOR	11.342.715.686.221	12.922.421.859.142	0.1393
92	PCAR	40.312.397.678	42.637.461.229	0.0577
93	PSDN	620.398.854.182	653.809.571.083	0.0539
94	ROTI	2.706.323.637.034	2.919.640.858.718	0.0788
95	SKBM	764.484.248.710	1.001.657.012.004	0.3102
96	SKLT	377.110.748.359	568.239.939.951	0.5068
97	STTP	1.919.568.037.170	2.336.411.494.941	0.2172
98	ULTJ	3.539.995.000.000	4.239.200.000.000	0.1975
99	GGRM	63.505.413.000.000	62.951.634.000.000	-0.0087
100	HMSP	38.010.724.000.000	42.508.277.000.000	0.1183
101	RMBA	14.612.274.000.000	13.470.943.000.000	-0.0781
102	WIIM	1.342.700.045.391	1.353.634.132.275	0.0081
103	DVLA	1.376.278.237.000	1.531.365.558.000	0.1127
104	INAF	1.533.708.564.241	1.381.633.321.120	-0.0992
105	KAEF	3.434.879.313.034	4.612.562.541.064	0.3429
106	KLBF	13.696.417.381.439	15.226.009.210.657	0.1117
107	MERK	641.646.818.000	743.934.894.000	0.1594
108	PYFA	159.951.537.229	167.062.795.608	0.0445
109	SIDO	1.623.027.475.045	2.987.614.000.000	0.8408
110	TSPC	6.284.729.099.203	6.585.807.349.438	0.0479
111	ADES	653.224.000.000	767.479.000.000	0.1749
112	KINO	3.211.234.658.570	3.284.504.424.358	0.0228
113	MBTO	648.899.377.240	709.959.168.088	0.0941
114	MRAT	497.090.038.108	483.037.173.864	-0.0283
115	TCID	2.082.096.848.703	2.185.101.038.101	0.0495
116	UNVR	15.729.945.000.000	16.745.695.000.000	0.0646
117	CINT	382.807.494.765	399.336.626.636	0.0432
118	KICI	133.831.888.816	139.809.135.385	0.0447
119	LMPI	793.093.512.600	810.364.824.722	0.0218
120	WOOD	3.211.234.658.570	3.081.874.210.495	-0.0403

121	HRTA	1.623.027.475.045	1.071.106.873.223	-0.3401
	Total	7.165.958.200.925	7.628.146.429.200	0.1169

UKURAN PERUSAHAAN TAHUN 2017

No.	Kode Perusahaan	Aset 2016	Aset 2017	Ukuran Perusahaan
1	INTP	30.150.580.000.000	28.863.676.000.000	-0.0446
2	SMBR	4.368.876.996.000	5.060.337.247.000	0.1366
3	SMCB	19.763.133.000.000	19.626.403.000.000	-0.0070
4	SMGR	44.226.895.982.000	48.963.502.966.000	0.0967
5	WSBP	13.734.267.485.212	14.919.548.673.755	0.0794
6	WTON	4.663.078.318.968	7.067.976.095.043	0.3403
7	AMFG	5.504.890.000.000	6.267.816.000.000	0.1217
8	ARNA	1.543.216.299.146	1.601.346.561.573	0.0363
9	IKAI	265.028.561.000	219.245.635.000	-0.2088
10	KIAS	1.859.670.000.000	1.767.604.000.000	-0.0521
11	MARK	170.937.642.460	227.599.575.294	0.2490
12	MLIA	7.723.578.677.000	5.186.685.608.000	-0.4891
13	TOTO	2.581.440.938.262	2.826.490.815.501	0.0867
14	ALKA	136.618.855.000	305.208.703.000	0.5524
15	ALMI	2.153.030.503.531	2.376.281.796.928	0.0939
16	BAJA	982.626.956.424	946.448.936.464	-0.0382
17	BTON	177.290.628.918	183.501.650.442	0.0338
18	GDST	1.257.609.869.910	1.286.954.720.465	0.0228
19	INAI	1.339.032.413.455	1.213.916.545.120	-0.1031
20	ISSP	6.041.811.000.000	6.269.365.000.000	0.0363
21	JKSW	273.191.596.009	252.294.581.992	-0.0828
22	LION	685.812.995.987	681.937.947.736	-0.0057
23	LMSH	162.828.169.250	161.163.426.840	-0.0103
24	PICO	638.566.761.462	720.238.957.745	0.1134
25	AGII	5.847.722.000.000	6.403.543.000.000	0.0868
26	BUDI	2.931.807.000.000	2.939.456.000.000	0.0026
27	DPNS	296.129.565.784	308.491.173.960	0.0401
28	EKAD	702.508.630.708	796.767.646.172	0.1183
29	ETWA	1.158.935.571.034	1.114.568.571.897	-0.0398
30	INCI	269.351.381.344	303.788.390.330	0.1134
31	MDKI	331.740.000.000	867.451.000.000	0.6176
32	SRSN	717.149.704.000	652.726.454.000	-0.0987
33	AKKU	1.070.169.294.421	1.117.019.087.846	0.0419
34	AKPI	2.615.909.190.000	2.745.325.833.000	0.0471
35	APLI	314.468.690.130	398.698.779.619	0.2113
36	BRNA	2.088.696.909.000	1.964.877.082.000	-0.0630

37	IGAR	439.465.673.296	513.022.591.574	0.1434
38	IMPC	2.276.031.922.082	2.294.677.493.483	0.0081
No.	Kode Perusahaan	Aset 2016	Aset 2017	Ukuran Perusahaan
39	PBID	1.353.263.171.000	1.818.904.603.000	0.2560
40	SIMA	40.312.397.678	86.202.590.406	0.5324
41	TALF	881.673.021.959	921.240.988.517	0.0430
42	TRST	3.290.596.224.286	3.332.905.936.010	0.0127
43	YPAS	280.257.664.992	303.542.864.533	0.0767
44	CPIN	24.204.994.000.000	24.522.593.000.000	0.0130
45	JPFA	19.251.026.000.000	21.088.870.000.000	0.0871
46	MAIN	3.919.764.494.000	4.008.635.719.000	0.0222
47	SIPD	2.567.211.193.259	2.239.699.000.000	-0.1462
48	TIRT	815.997.477.795	859.299.056.455	0.0504
49	ALDO	410.330.576.602	498.701.656.995	0.1772
50	FASW	8.583.223.835.997	9.369.891.776.775	0.0840
51	KBRI	1.263.726.833.318	1.171.234.610.856	-0.0790
52	KDSI	1.142.273.020.550	1.328.291.727.616	0.1400
53	SPMA	2.158.852.415.950	2.175.660.855.114	0.0077
54	KMTR	3.806.822.723.198	3.556.855.509.481	-0.0703
55	AMIN	198.974.581.573	252.452.307.121	0.2118
56	KRAH	598.711.565.464	645.953.214.546	0.0731
57	ASII	261.855.000.000.000	295.830.000.000.000	0.1148
58	AUTO	14.612.274.000.000	14.762.309.000.000	0.0102
59	BOLT	938.141.687.362	1.188.798.795.362	0.2108
60	GJTL	18.697.770.000.000	18.191.176.000.000	-0.0278
61	IMAS	25.633.342.258.679	31.375.311.299.854	0.1830
62	INDS	2.477.272.502.538	2.434.617.337.849	-0.0175
63	LPIN	477.838.306.256	456.123.331.359	-0.0476
64	NIPS	1.777.956.390.000	1.897.962.447.000	0.0632
65	PRAS	1.596.466.547.662	1.542.243.721.302	-0.0352
66	SMSM	2.254.740.000.000	2.443.341.000.000	0.0772
67	BELL	387.981.312.196	465.965.155.745	0.1674
68	HDTX	4.743.579.755.000	4.035.086.385.000	-0.1756
69	MYTX	1.619.757.000.000	3.458.737.000.000	0.5317
70	RICY	1.288.683.925.066	1.374.444.788.282	0.0624
71	SSTM	649.654.335.962	605.643.301.307	-0.0727
72	STAR	690.187.353.961	614.705.038.056	-0.1228
73	TRIS	639.701.164.511	544.968.319.987	-0.1738
74	UNIT	432.913.180.372	426.384.622.878	-0.0153
75	BATA	804.742.917.000	855.691.231.000	0.0595
76	BIMA	92.041.274.561	89.327.328.853	-0.0304
77	JECC	1.587.210.576.000	1.927.985.352.000	0.1768

78	KBLI	1.871.422.416.044	3.013.760.616.985	0.3790
79	KBLM	639.091.366.917	1.235.198.847.468	0.4826
No.	Kode Perusahaan	Aset 2016	Aset 2017	Ukuran Perusahaan
80	SCCO	2.449.935.491.586	4.014.244.589.706	0.3897
81	VOKS	1.668.210.094.478	2.110.166.496.595	0.2094
82	ALTO	1.165.093.632.823	1.109.383.971.111	-0.0502
83	CAMP	1.031.041.060.010	1.211.184.522.659	0.1487
84	CEKA	1.425.964.152.418	1.392.636.444.501	-0.0239
85	CLEO	463.288.593.970	660.917.775.322	0.2990
86	DLTA	1.197.796.650.000	1.340.842.765.000	0.1067
87	HOKI	370.245.134.305	576.963.542.579	0.3583
88	ICBP	28.901.948.000.000	31.619.514.000.000	0.0859
89	INDF	82.174.515.000.000	87.939.488.000.000	0.0656
90	MLBI	2.275.038.000.000	2.510.078.000.000	0.0936
91	MYOR	12.922.421.859.142	14.915.849.800.251	0.1336
92	PCAR	42.637.461.229	140.807.574.027	0.6972
93	PSDN	653.809.571.083	691.014.455.523	0.0538
94	ROTI	2.919.640.858.718	4.559.573.709.411	0.3597
95	SKBM	1.001.657.012.004	1.623.027.475.045	0.3828
96	SKLT	568.239.939.951	636.284.210.210	0.1069
97	STTP	2.336.411.494.941	2.342.432.443.196	0.0026
98	ULTJ	4.239.200.000.000	5.186.940.000.000	0.1827
99	GGRM	62.951.634.000.000	66.759.930.000.000	0.0570
100	HMSP	42.508.277.000.000	43.141.063.000.000	0.0147
101	RMBA	13.470.943.000.000	14.083.598.000.000	0.0435
102	WIIM	1.353.634.132.275	1.225.712.093.041	-0.1044
103	DVLA	1.531.365.558.000	1.640.886.147.000	0.0667
104	INAF	1.381.633.321.120	1.529.874.782.290	0.0969
105	KAEF	4.612.562.541.064	6.096.148.972.534	0.2434
106	KLBF	15.226.009.210.657	16.616.239.416.335	0.0837
107	MERK	743.934.894.000	847.006.544.000	0.1217
108	PYFA	167.062.795.608	159.563.931.041	-0.0470
109	SIDO	2.987.614.000.000	3.158.198.000.000	0.0540
110	TSPC	6.585.807.349.438	7.434.900.309.021	0.1142
111	ADES	767.479.000.000	840.236.000.000	0.0866
112	KINO	3.284.504.424.358	3.237.595.219.274	-0.0145
113	MBTO	709.959.168.088	780.669.761.787	0.0906
114	MRAT	483.037.173.864	497.354.419.089	0.0288
115	TCID	2.185.101.038.101	2.361.807.189.430	0.0748
116	UNVR	16.745.695.000.000	18.906.413.000.000	0.1143
117	CINT	399.336.626.636	476.577.841.605	0.1621
118	KICI	139.809.135.385	149.420.009.884	0.0643

119	LMPI	810.364.824.722	834.548.374.286	0.0290
120	WOOD	3.081.874.210.495	3.843.002.133.341	0.1981
No.	Kode Perusahaan	Aset 2016	Aset 2017	Ukuran Perusahaan
121	HRTA	1.071.106.873.223	1.418.447.342.330	0.2449
	Total	7.628.146.429.200	8.322.208.397.900	0.0901

UKURAN PERUSAHAAN TAHUN 2018

No.	Kode Perusahaan	Aset 2017	Aset 2018	Ukuran Perusahaan
1	INTP	28.863.676.000.000	27.788.562.000.000	-0.0372
2	SMBR	5.060.337.247.000	5.538.079.503.000	0.0944
3	SMCB	19.626.403.000.000	18.667.187.000.000	-0.0489
4	SMGR	48.963.502.966.000	51.155.890.227.000	0.0448
5	WSBP	14.919.548.673.755	15.222.388.589.814	0.0203
6	WTON	7.067.976.095.043	8.881.778.299.672	0.2566
7	AMFG	6.267.816.000.000	8.432.632.000.000	0.3454
8	ARNA	1.601.346.561.573	1.652.905.985.730	0.0322
9	IKAI	219.245.635.000	1.337.016.109.000	5.0983
10	KIAS	1.767.604.000.000	1.704.424.579.208	-0.0357
11	MARK	227.599.575.294	318.080.326.465	0.3975
12	MLIA	5.186.685.608.000	5.263.726.099.000	0.0149
13	TOTO	2.826.490.815.501	2.897.119.790.044	0.0250
14	ALKA	305.208.703.000	648.968.295.000	1.1263
15	ALMI	2.376.281.796.928	2.781.666.374.017	0.1706
16	BAJA	946.448.936.464	901.181.796.270	-0.0478
17	BTON	183.501.650.442	217.362.960.011	0.1845
18	GDST	1.286.954.720.465	1.351.861.756.994	0.0504
19	INAI	1.213.916.545.120	1.400.683.598.096	0.1539
20	ISSP	6.269.365.000.000	6.494.070.000.000	0.0358
21	JKSW	252.294.581.992	190.631.006.514	-0.2444
22	LION	681.937.947.736	696.192.628.101	0.0209
23	LMSH	161.163.426.840	160.027.280.153	-0.0070
24	PICO	720.238.957.745	852.932.442.585	0.1842
25	AGII	6.403.543.000.000	6.647.755.000.000	0.0381
26	BUDI	2.939.456.000.000	3.392.980.000.000	0.1543
27	DPNS	308.491.173.960	322.185.012.261	0.0444
28	EKAD	796.767.646.172	853.267.454.400	0.0709
29	ETWA	1.114.568.571.897	1.090.658.578.996	-0.0215
30	INCI	303.788.390.330	391.362.697.956	0.2883
31	MDKI	867.451.000.000	914.065.000.000	0.0537
32	SRSN	652.726.454.000	686.777.211.000	0.0522
33	AKKU	1.117.019.087.846	1.074.466.192.087	-0.0381

34	AKPI	2.745.325.833.000	3.070.410.492.000	0.1184
35	APLI	398.698.779.619	503.177.499.114	0.2620
No.	Kode Perusahaan	Aset 2017	Aset 2018	Ukuran Perusahaan
36	BRNA	1.964.877.082.000	2.461.326.183.000	0.2527
37	IGAR	513.022.591.574	570.197.810.698	0.1114
38	IMPC	2.294.677.493.483	2.370.198.817.803	0.0329
39	PBID	1.353.263.171.000	2.295.734.967.000	0.6964
40	SIMA	86.202.590.406	74.549.587.669	-0.1352
41	TALF	921.240.988.517	984.597.771.989	0.0688
42	TRST	3.332.905.936.010	4.284.901.587.126	0.2856
43	YPAS	303.542.864.533	330.955.269.476	0.0903
44	CPIN	24.522.593.000.000	27.645.118.000.000	0.1273
45	JPFA	21.088.870.000.000	23.038.028.000.000	0.0924
46	MAIN	4.008.635.719.000	4.335.844.455.000	0.0816
47	SIPD	2.239.699.000.000	2.187.879.000.000	-0.0231
48	TIRT	859.299.056.455	923.366.433.799	0.0746
49	ALDO	498.701.656.995	526.129.315.163	0.0550
50	FASW	9.369.891.776.775	10.965.118.708.784	0.1703
51	KBRI	1.171.234.610.856	1.058.927.511.760	-0.0959
52	KDSI	1.328.291.727.616	1.391.416.464.512	0.0475
53	SPMA	2.175.660.855.114	2.282.845.632.924	0.0493
54	KMTR	3.556.855.509.481	3.548.239.174.625	-0.0024
55	AMIN	252.452.307.121	360.906.218.575	0.4296
56	KRAH	645.953.214.546	606.055.631.089	-0.0618
57	ASII	295.830.000.000.000	344.711.000.000.000	0.1652
58	AUTO	14.762.309.000.000	15.889.648.000.000	0.0764
59	BOLT	1.188.798.795.362	1.312.376.999.120	0.1040
60	GJTL	18.191.176.000.000	19.711.478.000.000	0.0836
61	IMAS	31.375.311.299.854	40.955.996.273.862	0.3054
62	INDS	2.434.617.337.849	2.482.337.567.967	0.0196
63	LPIN	456.123.331.359	263.132.919.197	-0.4231
64	NIPS	1.897.962.447.000	2.134.385.642.000	0.1246
65	PRAS	1.542.243.721.302	1.635.543.021.515	0.0605
66	SMSM	2.443.341.000.000	2.801.203.000.000	0.1465
67	BELL	465.965.155.745	514.962.171.773	0.1052
68	HDTX	4.035.086.385.000	586.940.667.000	-0.8545
69	MYTX	3.458.737.000.000	3.747.570.000.000	0.0835
70	RICY	1.374.444.788.282	1.539.602.054.832	0.1202
71	SSTM	605.643.301.307	562.174.180.897	-0.0718
72	STAR	614.705.038.056	615.956.006.710	0.0020
73	TRIS	544.968.319.987	633.014.281.325	0.1616
74	UNIT	426.384.622.878	419.701.649.147	-0.0157

75	BATA	855.691.231.000	876.856.225.000	0.0247
76	BIMA	89.327.328.853	98.190.640.839	0.0992
No.	Kode Perusahaan	Aset 2017	Aset 2018	Ukuran Perusahaan
77	JECC	1.927.985.352.000	2.081.620.993.000	0.0797
78	KBLI	3.013.760.616.985	3.244.821.647.076	0.0767
79	KBLM	1.235.198.847.468	1.298.358.478.375	0.0511
80	SCCO	4.014.244.589.706	4.165.196.478.857	0.0376
81	VOKS	2.110.166.496.595	2.485.382.578.010	0.1778
82	ALTO	1.109.383.971.111	1.109.843.522.344	0.0004
83	CAMP	1.211.184.522.659	1.004.275.813.783	-0.1708
84	CEKA	1.392.636.444.501	1.168.956.042.706	-0.1606
85	CLEO	660.917.775.322	833.933.861.594	0.2618
86	DLTA	1.340.842.765.000	1.523.517.170.000	0.1362
87	HOKI	576.963.542.579	758.846.556.031	0.3152
88	ICBP	31.619.514.000.000	34.367.153.000.000	0.0869
89	INDF	87.939.488.000.000	96.537.796.000.000	0.0978
90	MLBI	2.510.078.000.000	2.889.501.000.000	0.1512
91	MYOR	14.915.849.800.251	17.591.706.426.634	0.1794
92	PCAR	140.807.574.027	117.423.511.774	-0.1661
93	PSDN	691.014.455.523	697.657.400.651	0.0096
94	ROTI	4.559.573.709.411	4.393.810.380.883	-0.0364
95	SKBM	1.623.027.475.045	1.771.365.972.009	0.0914
96	SKLT	636.284.210.210	747.293.725.435	0.1745
97	STTP	2.342.432.443.196	2.631.189.810.030	0.1233
98	ULTJ	5.186.940.000.000	5.555.871.000.000	0.0711
99	GGRM	66.759.930.000.000	69.097.219.000.000	0.0350
100	HMSP	43.141.063.000.000	46.602.420.000.000	0.0802
101	RMBA	14.083.598.000.000	14.879.589.000.000	0.0565
102	WIIM	1.225.712.093.041	1.255.573.914.558	0.0244
103	DVLA	1.640.886.147.000	1.682.821.739.000	0.0256
104	INAF	1.529.874.782.290	1.442.350.608.575	-0.0572
105	KAEF	6.096.148.972.534	9.460.427.317.681	0.5519
106	KLBF	16.616.239.416.335	18.146.206.145.369	0.0921
107	MERK	847.006.544.000	1.263.113.689.000	0.4913
108	PYFA	159.563.931.041	187.057.163.854	0.1723
109	SIDO	3.158.198.000.000	3.337.628.000.000	0.0568
110	TSPC	7.434.900.309.021	7.869.975.060.326	0.0585
111	ADES	840.236.000.000	881.275.000.000	0.0488
112	KINO	3.237.595.219.274	3.592.164.205.408	0.1095
113	MBTO	780.669.761.787	648.016.880.325	-0.1699
114	MRAT	497.354.419.089	511.887.783.867	0.0292
115	TCID	2.361.807.189.430	2.445.143.511.801	0.0353

116	UNVR	18.906.413.000.000	19.522.970.000.000	0.0326
117	CINT	476.577.841.605	491.382.035.136	0.0311
No.	Kode Perusahaan	Aset 2017	Aset 2018	Ukuran Perusahaan
118	KICI	149.420.009.884	154.088.747.766	0.0312
119	LMPI	834.548.374.286	786.704.752.983	-0.0573
120	WOOD	3.843.002.133.341	4.588.497.407.410	0.1940
121	HRTA	1.418.447.342.330	1.537.031.552.479	0.0836
Total		8.322.208.397.900	9.211.536.731.499	0.1245

LAMPIRAN 5
HASIL PERHITUNGAN PROFITABILITAS

PROFITABILITAS TAHUN 2016

No.	Kode	Laba Bersih	Total Aset	ROA
1	INTP	3.870.319.000.000	30.150.580.000.000	0.1284
2	SMBR	274.086.427.000	4.368.876.996.000	0.0627
3	SMCB	-274.318.000.000	19.763.133.000.000	-0.0139
4	SMGR	4.535.036.823	44.226.895.982.000	0.0001
5	WSBP	634.819.524.892	13.734.267.485.212	0.0462
6	WTON	282.148.079.843	4.663.078.318.968	0.0605
7	AMFG	260.444.000.000	5.504.890.000.000	0.0618
8	ARNA	91.375.910.975	1.543.216.299.146	0.0592
9	IKAI	-145.359.282.000	265.028.561.000	-0.5485
10	KIAS	-252.499.000.000	1.859.670.000.000	-0.1358
11	MARK	21.156.413.510	170.937.642.460	0.1238
12	MLIA	9.039.563.000	7.723.578.677.000	0.0012
13	TOTO	168.564.583.718	2.581.440.938.262	0.0653
14	ALKA	516.167.000	136.618.855.000	0.0038
15	ALMI	-99.931.854.409	2.153.030.503.531	-0.0464
16	BAJA	34.393.355.090	982.626.956.424	0.0350
17	BTON	-5.974.737.984	177.290.628.918	-0.0337
18	GDST	31.704.557.018	1.257.609.869.910	0.0252
19	INAI	35.552.975.244	1.339.032.413.455	0.0266
20	ISSP	102.925.000.000	6.041.811.000.000	0.0170
21	JKSW	-2.895.181.993	273.191.596.009	-0.0106
22	LION	42.345.417.055	685.812.995.987	0.0617
23	LMSH	6.252.814.811	162.828.169.250	0.0384
24	PICO	13.753.451.941	638.566.761.462	0.0215
25	AGII	64.287.000.000	5.847.722.000.000	0.0110
26	BUDI	38.624.000.000	2.931.807.000.000	0.0132
27	DPNS	10.009.391.103	296.129.565.784	0.0338
28	EKAD	90.685.821.530	702.508.630.708	0.1291
29	ETWA	-68.488.774.415	1.158.935.571.034	-0.0591
30	INCI	9.988.836.259	269.351.381.344	0.0371
31	MDKI	87.477.000.000	331.740.000.000	0.2637
32	SRSN	11.056.051.000	717.149.704.000	0.0154
33	AKKU	20.521.981.228	1.070.169.294.421	0.0192
34	AKPI	52.393.857.000	2.615.909.190.000	0.0200
35	APLI	25.109.482.194	314.468.690.130	0.0798
36	BRNA	12.664.977.000	2.088.696.909.000	0.0061
37	IGAR	69.305.629.795	439.465.673.296	0.1577
38	IMPC	125.823.130.775	2.276.031.922.082	0.0553

39	PBID	138.425.598.000	1.353.263.171.000	0.1023
40	SIMA	-642.590.771	40.312.397.678	-0.0159
No.	Kode	Lab a Bersih	Total Aset	ROA
41	TALF	30.137.707.324	881.673.021.959	0.0342
42	TRST	59.427.546.504	3.290.596.224.286	0.0181
43	YPAS	-10.932.426.503	280.257.664.992	-0.0390
44	CPIN	2.225.402.000.000	24.204.994.000.000	0.0919
45	JPFA	2.171.608.000.000	19.251.026.000.000	0.1128
46	MAIN	290.230.477.000	3.919.764.494.000	0.5540
47	SIPD	54.356.867.886	2.567.211.193.259	0.0212
48	TIRT	50.355.477.427	815.997.477.795	0.0617
49	ALDO	25.229.505.223	410.330.576.602	0.0615
50	FASW	778.012.761.625	8.583.223.835.997	0.0906
51	KBRI	-102.760.678.878	1.263.726.833.318	-0.0813
52	KDSI	47.127.349.067	1.142.273.020.550	0.0413
53	SPMA	81.063.430.679	2.158.852.415.950	0.0375
54	KMTR	209.920.429.760	3.806.822.723.198	0.0551
55	AMIN	18.768.425.668	198.974.581.573	0.0943
56	KRAH	826.840.802	598.711.565.464	0.0014
57	ASII	18.302.000.000.000	261.855.000.000.000	0.0699
58	AUTO	483.421.000.000	14.612.274.000.000	0.0331
59	BOLT	108.483.415.987	938.141.687.362	0.1156
60	GJTL	626.561.000.000	18.697.770.000.000	0.0335
61	IMAS	-312.881.005.784	25.633.342.258.679	-0.0122
62	INDS	49.556.367.334	2.477.272.502.538	0.0200
63	LPIN	-64.037.459.813	477.838.306.256	-0.1340
64	NIPS	65.683.137.000	1.777.956.390.000	0.0369
65	PRAS	-2.690.964.318	1.596.466.547.662	-0.0017
66	SMSM	502.192.000.000	2.254.740.000.000	0.2227
67	BELL	7.682.789.498	387.981.312.196	0.0198
68	HDTX	-393.567.640.000	4.743.579.755.000	-0.0830
69	MYTX	-357.047.000.000	1.619.757.000.000	-0.2204
70	RICY	14.033.426.519	1.288.683.925.066	0.0109
71	SSTM	-15.752.958.422	649.654.335.962	-0.0242
72	STAR	462.555.307	690.187.353.961	0.0007
73	TRIS	293.073.984.034	639.701.164.511	0.4581
74	UNIT	860.775.734	432.913.180.372	0.0020
75	BATA	42.231.663.000	804.742.917.000	0.0525
76	BIMA	17.410.120.742	92.041.274.561	0.1892
77	JECC	132.423.161.000	1.587.210.576.000	0.0834
78	KBLI	334.338.838.592	1.871.422.416.044	0.1787
79	KBLM	21.245.022.916	639.091.366.917	0.0332

80	SCCO	340.593.630.534	2.449.935.491.586	0.1390
81	VOKS	160.045.873.393	1.668.210.094.478	0.0959
No.	Kode	Lab a Bersih	Total Aset	ROA
82	ALTO	-26.500.565.763	1.165.093.632.823	-0.0227
83	CAMP	52.726.852.009	1.031.041.060.010	0.0511
84	CEKA	249.697.013.626	1.425.964.152.418	0.1751
85	CLEO	39.262.802.985	463.288.593.970	0.0847
86	DLTA	254.509.268.000	1.197.796.650.000	0.2125
87	HOKI	43.822.031.348	370.245.134.305	0.1184
88	ICBP	3.631.301.000.000	28.901.948.000.000	0.1256
89	INDF	5.266.906.000.000	82.174.515.000.000	0.0641
90	MLBI	982.129.000.000	2.275.038.000.000	0.4317
91	MYOR	1.388.676.127.665	12.922.421.859.142	0.1075
92	PCAR	-10.382.434.526	42.637.461.229	-0.2435
93	PSDN	-36.662.178.272	653.809.571.083	-0.0561
94	ROTI	279.777.368.831	2.919.640.858.718	0.0958
95	SKBM	22.545.456.050	1.001.657.012.004	0.0225
96	SKLT	20.646.121.074	568.239.939.951	0.0363
97	STTP	174.176.717.866	2.336.411.494.941	0.0745
98	ULTJ	709.826.000.000	4.239.200.000.000	0.1674
99	GGRM	6.672.682.000.000	62.951.634.000.000	0.1060
100	HMSP	12.762.229.000.000	42.508.277.000.000	0.3002
101	RMBA	-2.085.811.000.000	13.470.943.000.000	-0.1548
102	WIIM	106.290.306.868	1.353.634.132.275	0.0785
103	DVLA	152.083.400.000	1.531.365.558.000	0.0993
104	INAF	-17.367.399.212	1.381.633.321.120	-0.0126
105	KAEF	271.597.947.663	4.612.562.541.064	0.0589
106	KLBF	2.350.884.933.551	15.226.009.210.657	0.1544
107	MERK	153.842.847.000	743.934.894.000	0.2068
108	PYFA	5.146.317.041	167.062.795.608	0.0308
109	SIDO	480.525.000.000	2.987.614.000.000	0.1608
110	TSPC	545.493.536.262	6.585.807.349.438	0.0828
111	ADES	55.951.000.000	767.479.000.000	0.0729
112	KINO	181.110.153.810	3.284.504.424.358	0.0551
113	MBTO	8.813.611.079	709.959.168.088	0.0124
114	MRAT	-5.549.465.678	483.037.173.864	-0.0115
115	TCID	162.059.596.347	2.185.101.038.101	0.0742
116	UNVR	6.390.672.000.000	16.745.695.000.000	0.3816
117	CINT	20.619.309.858	399.336.626.636	0.0516
118	KICI	362.936.663	139.809.135.385	0.0026
119	LMPI	6.933.035.457	810.364.824.722	0.0086
120	WOOD	141.081.224.018	3.081.874.210.495	0.0458

121	HRTA	171.577.952.719	1.071.106.873.223	0.1602
Total				0.0562

PROFITABILITAS TAHUN 2017

No.	Kode	Laba Bersih	Total Aset	ROA
1	INTP	1.859.818.000.000	28.863.676.000.000	0.0644
2	SMBR	134.717.866.000	5.060.337.247.000	0.0266
3	SMCB	-758.045.000.000	19.626.403.000.000	-0.0386
4	SMGR	1.707.594.128.000	48.963.502.966.000	0.0349
5	WSBP	1.000.330.150.510	14.919.548.673.755	0.0670
6	WTON	340.458.859.391	7.067.976.095.043	0.0482
7	AMFG	38.569.000.000	6.267.816.000.000	0.0062
8	ARNA	122.183.909.643	1.601.346.561.573	0.0763
9	IKAI	-43.578.020.000	219.245.635.000	-0.1988
10	KIAS	-85.300.976.555	1.767.604.000.000	-0.0483
11	MARK	49.249.923.653	227.599.575.294	0.2164
12	MLIA	47.534.072.000	5.186.685.608.000	0.0092
13	TOTO	278.935.804.544	2.826.490.815.501	0.0987
14	ALKA	15.406.256.000	305.208.703.000	0.0505
15	ALMI	8.446.455.684	2.376.281.796.928	0.0036
16	BAJA	-22.984.761.751	946.448.936.464	-0.0243
17	BTON	11.370.927.212	183.501.650.442	0.0620
18	GDST	10.284.697.314	1.286.954.720.465	0.0080
19	INAI	38.651.704.520	1.213.916.545.120	0.0318
20	ISSP	8.634.000.000	6.269.365.000.000	0.0014
21	JKSW	-3.925.258.889	252.294.581.992	-0.0156
22	LION	9.282.943.009	681.937.947.736	0.0136
23	LMSH	12.967.113.850	161.163.426.840	0.0805
24	PICO	16.824.380.227	720.238.957.745	0.0234
25	AGII	97.598.000.000	6.403.543.000.000	0.0152
26	BUDI	45.691.000.000	2.939.456.000.000	0.0155
27	DPNS	5.963.420.071	308.491.173.960	0.0193
28	EKAD	76.195.665.729	796.767.646.172	0.0956
29	ETWA	-128.406.459.831	1.114.568.571.897	-0.1152
30	INCI	16.554.272.131	303.788.390.330	0.0545
31	MDKI	47.099.000.000	867.451.000.000	0.0543
32	SRSN	17.698.567.000	652.726.454.000	0.0271
33	AKKU	-19.453.731.339	1.117.019.087.846	-0.0174
34	AKPI	13.333.970.000	2.745.325.833.000	0.0049
35	APLI	-1.329.429.201	398.698.779.619	-0.0033
36	BRNA	-178.283.422.000	1.964.877.082.000	-0.0907
37	IGAR	72.376.683.136	513.022.591.574	0.1411
38	IMPC	91.303.491.940	2.294.677.493.483	0.0398

39	PBID	230.873.967.000	1.818.904.603.000	0.1269
40	SIMA	161.969.306	86.202.590.406	0.0019
No.	Kode	Lab a Bersih	Total Aset	ROA
41	TALF	21.465.836.784	921.240.988.517	0.0233
42	TRST	38.199.681.742	3.332.905.936.010	0.0115
43	YPAS	-14.500.028.420	303.542.864.533	-0.0478
44	CPIN	2.496.787.000.000	24.522.593.000.000	0.1018
45	JPFA	1.107.810.000.000	21.088.870.000.000	0.0525
46	MAIN	42.943.995.000	4.008.635.719.000	0.0107
47	SIPD	-146.032.000.000	2.239.699.000.000	-0.0652
48	TIRT	-1.230.999.610	859.299.056.455	-0.0014
49	ALDO	29.035.395.397	498.701.656.995	0.0582
50	FASW	595.868.198.714	9.369.891.776.775	0.0636
51	KBRI	-125.704.262.232	1.171.234.610.856	-0.1073
52	KDSI	76.761.902.211	1.328.291.727.616	0.0578
53	SPMA	92.280.117.234	2.175.660.855.114	0.0424
54	KMTR	423.185.843.320	3.556.855.509.481	0.1190
55	AMIN	32.251.863.039	252.452.307.121	0.1278
56	KRAH	-53.758.268.218	645.953.214.546	-0.0832
57	ASII	23.121.000.000.000	295.830.000.000.000	0.0782
58	AUTO	547.781.000.000	14.762.309.000.000	0.0371
59	BOLT	155.131.737.330	1.188.798.795.362	0.1305
60	GJTL	45.028.000.000	18.191.176.000.000	0.0025
61	IMAS	-64.296.811.100	31.375.311.299.854	-0.0020
62	INDS	113.639.539.901	2.434.617.337.849	0.0467
63	LPIN	-13.338.359.090	456.123.331.359	-0.0292
64	NIPS	44.110.825.000	1.897.962.447.000	0.0232
65	PRAS	-3.226.268.237	1.542.243.721.302	-0.0021
66	SMSM	555.388.000.000	2.443.341.000.000	0.2273
67	BELL	14.950.959.786	465.965.155.745	0.0321
68	HDTX	-847.049.209.000	4.035.086.385.000	-0.2099
69	MYTX	1.203.759.000.000	3.458.737.000.000	0.3480
70	RICY	16.558.562.698	1.374.444.788.282	0.0120
71	SSTM	-23.709.833.744	605.643.301.307	-0.0391
72	STAR	256.336.228	614.705.038.056	0.0004
73	TRIS	14.198.889.550	544.968.319.987	0.0261
74	UNIT	1.062.124.056	426.384.622.878	0.0025
75	BATA	53.654.376.000	855.691.231.000	0.0627
76	BIMA	15.795.652.032	89.327.328.853	0.1768
77	JECC	83.355.370.000	1.927.985.352.000	0.0432
78	KBLI	358.974.051.474	3.013.760.616.985	0.1191
79	KBLM	43.994.949.645	1.235.198.847.468	0.0356

80	SCCO	269.730.298.809	4.014.244.589.706	0.0672
81	VOKS	166.204.959.339	2.110.166.496.595	0.0788
No.	Kode	Lab a Bersih	Total Aset	ROA
82	ALTO	-62.849.581.665	1.109.383.971.111	-0.0567
83	CAMP	43.421.734.614	1.211.184.522.659	0.0359
84	CEKA	107.420.886.839	1.392.636.444.501	0.0771
85	CLEO	50.173.730.829	660.917.775.322	0.0759
86	DLTA	279.772.635.000	1.340.842.765.000	0.2087
87	HOKI	47.964.112.940	576.963.542.579	0.0831
88	ICBP	3.543.173.000.000	31.619.514.000.000	0.1121
89	INDF	5.145.063.000.000	87.939.488.000.000	0.0585
90	MLBI	1.322.067.000.000	2.510.078.000.000	0.5267
91	MYOR	1.630.953.830.893	14.915.849.800.251	0.1093
92	PCAR	370.909.777	140.807.574.027	0.0026
93	PSDN	32.172.307.135	691.014.455.523	0.0466
94	ROTI	135.364.021.139	4.559.573.709.411	0.0297
95	SKBM	25.880.464.791	1.623.027.475.045	0.0159
96	SKLT	22.970.715.348	636.284.210.210	0.0361
97	STTP	216.024.079.834	2.342.432.443.196	0.0922
98	ULTJ	711.681.000.000	5.186.940.000.000	0.1372
99	GGRM	7.755.347.000.000	66.759.930.000.000	0.1162
100	HMSP	12.670.534.000.000	43.141.063.000.000	0.2937
101	RMBA	-480.063.000.000	14.083.598.000.000	-0.0341
102	WIIM	40.589.790.851	1.225.712.093.041	0.0331
103	DVLA	162.249.293.000	1.640.886.147.000	0.0989
104	INAF	-46.284.759.301	1.529.874.782.290	-0.0303
105	KAEF	331.707.917.461	6.096.148.972.534	0.0544
106	KLBF	2.453.251.410.604	16.616.239.416.335	0.1476
107	MERK	144.677.294.000	847.006.544.000	0.1708
108	PYFA	7.127.402.168	159.563.931.041	0.0447
109	SIDO	533.799.000.000	3.158.198.000.000	0.1690
110	TSPC	557.339.581.996	7.434.900.309.021	0.0750
111	ADES	38.242.000.000	840.236.000.000	0.0455
112	KINO	109.696.001.798	3.237.595.219.274	0.0339
113	MBTO	-24.690.826.118	780.669.761.787	-0.0316
114	MRAT	-1.283.332.109	497.354.419.089	-0.0026
115	TCID	179.126.382.068	2.361.807.189.430	0.0758
116	UNVR	7.004.562.000.000	18.906.413.000.000	0.3705
117	CINT	29.648.261.092	476.577.841.605	0.1530
118	KICI	7.946.916.114	149.420.009.884	0.0532
119	LMPI	-31.140.558.174	834.548.374.286	-0.0373
120	WOOD	171.431.807.795	3.843.002.133.341	0.0446

121	HRTA	110.301.225.571	1.418.447.342.330	0.0778
Total				0.0504

PROFITABILITAS TAHUN 2018

No.	Kode	Laba Bersih	Total Aset	ROA
1	INTP	1.145.937.000.000	27.788.562.000.000	0.0412
2	SMBR	73.564.912.000	5.538.079.503.000	0.0133
3	SMCB	-827.985.000.000	18.667.187.000.000	-0.0444
4	SMGR	3.085.704.236.000	51.155.890.227.000	0.0603
5	WSBP	1.103.472.788.182	15.222.388.589.814	0.0725
6	WTON	486.640.174.453	8.881.778.299.672	0.0548
7	AMFG	6.596.000.000	8.432.632.000.000	0.0008
8	ARNA	158.207.798.602	1.652.905.985.730	0.0957
9	IKAI	71.284.346.000	1.337.016.109.000	0.0533
10	KIAS	-79.206.468.705	1.704.424.579.208	-0.0465
11	MARK	82.294.005.201	318.080.326.465	0.2587
12	MLIA	189.082.238.000	5.263.726.099.000	0.0359
13	TOTO	346.692.796.102	2.897.119.790.044	0.1197
14	ALKA	22.943.498.000	648.968.295.000	0.0354
15	ALMI	6.544.635.062	2.781.666.374.017	0.0024
16	BAJA	-96.695.781.573	901.181.796.270	-0.1073
17	BTON	27.812.712.161	217.362.960.011	0.1280
18	GDST	-87.798.857.709	1.351.861.756.994	-0.0649
19	INAI	40.463.141.352	1.400.683.598.096	0.0289
20	ISSP	48.741.000.000	6.494.070.000.000	0.0075
21	JKSW	-48.588.147.020	190.631.006.514	-0.2549
22	LION	14.679.673.993	696.192.628.101	0.0211
23	LMSH	2.886.727.390	160.027.280.153	0.0180
24	PICO	15.730.408.346	852.932.442.585	0.0184
25	AGII	114.374.000.000	6.647.755.000.000	0.0172
26	BUDI	50.467.000.000	3.392.980.000.000	0.0149
27	DPNS	2.274.433.529	322.185.012.261	0.0071
28	EKAD	74.045.187.763	853.267.454.400	0.0868
29	ETWA	-137.524.138.341	1.090.658.578.996	-0.1261
30	INCI	16.675.673.703	391.362.697.956	0.0426
31	MDKI	33.788.000.000	914.065.000.000	0.0370
32	SRSN	38.735.092.000	686.777.211.000	0.0564
33	AKKU	-9.638.897.778	1.074.466.192.087	-0.0090
34	AKPI	64.226.271.000	3.070.410.492.000	0.0209
35	APLI	-23.496.671.376	503.177.499.114	-0.0467
36	BRNA	-23.662.406.000	2.461.326.183.000	-0.0096
37	IGAR	44.672.438.405	570.197.810.698	0.0783

38	IMPC	105.523.929.164	2.370.198.817.803	0.0445
39	PBID	297.628.915.000	2.295.734.967.000	0.1296
40	SIMA	-14.528.390.327	74.549.587.669	-0.1949
No.	Kode	Laba Bersih	Total Aset	ROA
41	TALF	43.976.734.000	984.597.771.989	0.0447
42	TRST	63.193.899.099	4.284.901.587.126	0.0147
43	YPAS	1.040.315.355	330.955.269.476	0.0031
44	CPIN	4.551.485.000.000	27.645.118.000.000	0.1646
45	JPFA	2.253.201.000.000	23.038.028.000.000	0.0978
46	MAIN	284.246.878.000	4.335.844.455.000	0.0656
47	SIPD	128.315.000.000	2.187.879.000.000	0.0586
48	TIRT	9.215.116.999	923.366.433.799	0.0100
49	ALDO	42.506.275.523	526.129.315.163	0.0808
50	FASW	1.405.367.771.073	10.965.118.708.784	0.1282
51	KBRI	-124.767.897.543	1.058.927.511.760	-0.1178
52	KDSI	68.965.208.549	1.391.416.464.512	0.0496
53	SPMA	82.232.722.269	2.282.845.632.924	0.0360
54	KMTR	1.585.148.671	3.548.239.174.625	0.0004
55	AMIN	39.082.873.015	360.906.218.575	0.1083
56	KRAH	-66.731.357.187	606.055.631.089	-0.1101
57	ASII	27.372.000.000.000	344.711.000.000.000	0.0794
58	AUTO	680.801.000.000	15.889.648.000.000	0.0428
59	BOLT	133.153.316.013	1.312.376.999.120	0.1015
60	GJTL	-74.557.000.000	19.711.478.000.000	-0.0038
61	IMAS	98.774.620.340	40.955.996.273.862	0.0024
62	INDS	110.686.883.336	2.482.337.567.967	0.0446
63	LPIN	8.020.626.050	263.132.919.197	0.0305
64	NIPS	3.098.888.000	2.134.385.642.000	0.0015
65	PRAS	8.159.520.050	1.635.543.021.515	0.0050
66	SMSM	633.550.000.000	2.801.203.000.000	0.2262
67	BELL	24.022.782.725	514.962.171.773	0.0466
68	HDTX	-229.988.885.000	586.940.667.000	-0.3918
69	MYTX	-170.235.000.000	3.747.570.000.000	-0.0454
70	RICY	18.480.376.458	1.539.602.054.832	0.0120
71	SSTM	1.112.037.917	562.174.180.897	0.0020
72	STAR	1.072.289.452	615.956.006.710	0.0017
73	TRIS	19.665.074.694	633.014.281.325	0.0311
74	UNIT	506.523.774	419.701.649.147	0.0012
75	BATA	67.944.867.000	876.856.225.000	0.0775
76	BIMA	2.349.855.961	98.190.640.839	0.0239
77	JECC	88.428.879.000	2.081.620.993.000	0.0425
78	KBLI	235.651.063.203	3.244.821.647.076	0.0726

79	KBLM	40.675.096.628	1.298.358.478.375	0.0313
80	SCCO	253.995.332.656	4.165.196.478.857	0.0610
81	VOKS	105.468.744.587	2.485.382.578.010	0.0424
No.	Kode	Laba Bersih	Total Aset	ROA
82	ALTO	-33.021.220.862	1.109.843.522.344	-0.0298
83	CAMP	61.947.295.689	1.004.275.813.783	0.0617
84	CEKA	92.649.656.775	1.168.956.042.706	0.0793
85	CLEO	63.261.752.474	833.933.861.594	0.0759
86	DLTA	338.129.985.000	1.523.517.170.000	0.2219
87	HOKI	90.195.136.265	758.846.556.031	0.1189
88	ICBP	4.658.781.000.000	34.367.153.000.000	0.1356
89	INDF	4.961.851.000.000	96.537.796.000.000	0.0514
90	MLBI	1.224.807.000.000	2.889.501.000.000	0.4239
91	MYOR	1.760.434.280.304	17.591.706.426.634	0.1001
92	PCAR	-8.385.167.515	117.423.511.774	-0.0714
93	PSDN	-46.599.426.588	697.657.400.651	-0.0668
94	ROTI	127.171.436.363	4.393.810.380.883	0.0289
95	SKBM	15.954.632.472	1.771.365.972.009	0.0090
96	SKLT	31.954.131.252	747.293.725.435	0.0428
97	STTP	255.088.886.019	2.631.189.810.030	0.0969
98	ULTJ	701.607.000.000	5.555.871.000.000	0.1263
99	GGRM	7.793.068.000.000	69.097.219.000.000	0.1128
100	HMSP	13.538.418.000.000	46.602.420.000.000	0.2905
101	RMBA	-608.463.000.000	14.879.589.000.000	-0.0409
102	WIIM	51.142.850.919	1.255.573.914.558	0.0407
103	DVLA	200.651.968.000	1.682.821.739.000	0.1192
104	INAF	-32.736.482.313	1.442.350.608.575	-0.0227
105	KAEF	401.792.808.948	9.460.427.317.681	0.0425
106	KLBF	2.497.261.964.757	18.146.206.145.369	0.1376
107	MERK	1.163.324.165.000	1.263.113.689.000	0.9210
108	PYFA	8.447.447.988	187.057.163.854	0.0452
109	SIDO	663.849.000.000	3.337.628.000.000	0.1989
110	TSPC	540.378.145.887	7.869.975.060.326	0.0687
111	ADES	52.958.000.000	881.275.000.000	0.0601
112	KINO	150.116.045.042	3.592.164.205.408	0.0418
113	MBTO	-114.131.026.847	648.016.880.325	-0.1761
114	MRAT	-2.256.476.497	511.887.783.867	-0.0044
115	TCID	173.049.442.756	2.445.143.511.801	0.0708
116	UNVR	9.109.445.000.000	19.522.970.000.000	0.4666
117	CINT	13.554.152.161	491.382.035.136	0.0276
118	KICI	-873.742.659	154.088.747.766	-0.0057
119	LMPI	-46.390.704.290	786.704.752.983	-0.0590

120	WOOD	242.010.106.249	4.588.497.407.410	0.0527
121	HRTA	123.393.863.438	1.537.031.552.479	0.0803
Total				0.0475

LAMPIRAN 6

HASIL PERHITUNGAN SOLVABILITAS

SOLVABILITAS TAHUN 2016

No.	Kode	Total Utang	Total Aset	DAR
1	INTP	4.011.877.000.000	30.150.580.000.000	0.1331
2	SMBR	1.248.119.294.000	4.368.876.996.000	0.2857
3	SMCB	11.702.538.000.000	19.763.133.000.000	0.5921
4	SMGR	13.652.504.525.000	44.226.895.982.000	0.3087
5	WSBP	6.328.766.443.251	13.734.267.485.212	0.4608
6	WTON	2.171.844.671.654	4.663.078.318.968	0.4658
7	AMFG	1.905.626.000.000	5.504.890.000.000	0.3462
8	ARNA	595.128.097.887	1.543.216.299.146	0.3856
9	IKAI	326.877.597.000	265.028.561.000	1.2334
10	KIAS	339.640.000.000	1.859.670.000.000	0.1826
11	MARK	90.318.106.019	170.937.642.460	0.5284
12	MLIA	6.110.478.983.000	7.723.578.677.000	0.7911
13	TOTO	1.057.566.418.720	2.581.440.938.262	0.4097
14	ALKA	75.514.424.000	136.618.855.000	0.5527
15	ALMI	1.749.336.161.470	2.153.030.503.531	0.8125
16	BAJA	786.124.255.950	982.626.956.424	0.8000
17	BTON	33.757.198.849	177.290.628.918	0.1904
18	GDST	425.486.909.790	1.257.609.869.910	0.3383
19	INAI	1.081.015.810.782	1.339.032.413.455	0.8073
20	ISSP	3.396.754.000.000	6.041.811.000.000	0.5622
21	JKSW	714.935.414.562	273.191.596.009	2.6170
22	LION	215.209.902.816	685.812.995.987	0.3138
23	LMSH	45.511.700.128	162.828.169.250	0.2795
24	PICO	372.723.897.214	638.566.761.462	0.5837
25	AGII	2.996.929.000.000	5.847.722.000.000	0.5125
26	BUDI	1.766.825.000.000	2.931.807.000.000	0.6026
27	DPNS	32.865.162.199	296.129.565.784	0.1110
28	EKAD	110.503.822.983	702.508.630.708	0.1573
29	ETWA	1.151.833.904.006	1.158.935.571.034	0.9939
30	INCI	26.524.918.593	269.351.381.344	0.0985
31	MDKI	88.464.000.000	331.740.000.000	0.2667
32	SRSN	315.096.071.000	717.149.704.000	0.4394
33	AKKU	290.207.521.860	1.070.169.294.421	0.0192
34	AKPI	1.495.874.021.000	2.615.909.190.000	0.5718
35	APLI	67.967.245.679	314.468.690.130	0.2161
36	BRNA	1.060.343.634.000	2.088.696.909.000	0.5077

37	IGAR	65.716.637.766	439.465.673.296	0.1495
38	IMPC	1.050.386.739.011	2.276.031.922.082	0.4615
39	PBID	561.821.439.000	1.353.263.171.000	0.4152
40	SIMA	71.075.842.431	40.312.397.678	1.7631
No.	Kode	Total Utang	Total Aset	DAR
41	TALF	129.777.537.129	881.673.021.959	0.1472
42	TRST	1.358.241.040.272	3.290.596.224.286	0.4128
43	YPAS	138.256.225.581	280.257.664.992	0.4933
44	CPIN	10.047.751.000.000	24.204.994.000.000	0.4151
45	JPFA	9.878.062.000.000	19.251.026.000.000	0.5131
46	MAIN	2.082.189.069.000	3.919.764.494.000	0.5312
47	SIPD	1.424.380.421.256	2.567.211.193.259	0.5548
48	TIRT	689.189.375.810	815.997.477.795	0.8446
49	ALDO	209.442.676.180	410.330.576.602	0.5104
50	FASW	5.424.781.372.865	8.583.223.835.997	0.6320
51	KBRI	844.568.778.363	1.263.726.833.318	0.6683
52	KDSI	722.488.734.446	1.142.273.020.550	0.6325
53	SPMA	1.047.296.887.831	2.158.852.415.950	0.4851
54	KMTR	2.754.508.372.783	3.806.822.723.198	0.7236
55	AMIN	71.412.193.880	198.974.581.573	0.3589
56	KRAH	420.562.586.151	598.711.565.464	0.7024
57	ASII	121.949.000.000.000	261.855.000.000.000	0.4657
58	AUTO	4.075.716.000.000	14.612.274.000.000	0.2789
59	BOLT	123.816.707.010	938.141.687.362	0.1320
60	GJTL	12.849.602.000.000	18.697.770.000.000	0.6872
61	IMAS	18.923.523.905.726	25.633.342.258.679	0.7382
62	INDS	409.208.624.907	2.477.272.502.538	0.1652
63	LPIN	426.243.285.867	477.838.306.256	0.8920
64	NIPS	935.375.496.000	1.777.956.390.000	0.5261
65	PRAS	903.464.665.102	1.596.466.547.662	0.5659
66	SMSM	674.685.000.000	2.254.740.000.000	0.2992
67	BELL	196.328.164.557	387.981.312.196	0.5060
68	HDTX	3.565.112.660.000	4.743.579.755.000	0.7516
69	MYTX	2.544.730.000.000	1.619.757.000.000	1.5711
70	RICY	876.184.855.001	1.288.683.925.066	0.6799
71	SSTM	411.713.925.506	649.654.335.962	0.6337
72	STAR	200.161.402.637	690.187.353.961	0.2900
73	TRIS	293.073.984.034	639.701.164.511	0.4581
74	UNIT	188.891.359.540	432.913.180.372	0.4363
75	BATA	247.587.638.000	804.742.917.000	0.3077
76	BIMA	189.216.746.183	92.041.274.561	2.0558
77	JECC	1.116.872.234.000	1.587.210.576.000	0.7037

78	KBLI	550.076.575.595	1.871.422.416.044	0.2939
79	KBLM	318.436.089.653	639.091.366.917	0.4983
80	SCCO	1.229.514.818.362	2.449.935.491.586	0.5019
81	VOKS	999.166.542.590	1.668.210.094.478	0.5989
No.	Kode	Total Utang	Total Aset	DAR
82	ALTO	684.252.214.422	1.165.093.632.823	0.5873
83	CAMP	478.204.579.246	1.031.041.060.010	0.4638
84	CEKA	538.044.038.690	1.425.964.152.418	0.3773
85	CLEO	265.127.107.591	463.288.593.970	0.5723
86	DLTA	185.422.642.000	1.197.796.650.000	0.1548
87	HOKI	150.171.012.622	370.245.134.305	0.4056
88	ICBP	10.401.125.000.000	28.901.948.000.000	0.3599
89	INDF	38.233.092.000.000	82.174.515.000.000	0.4653
90	MLBI	1.454.398.000.000	2.275.038.000.000	0.6393
91	MYOR	6.657.165.872.077	12.922.421.859.142	0.5152
92	PCAR	68.406.948.295	42.637.461.229	1.6044
93	PSDN	373.511.385.025	653.809.571.083	0.5713
94	ROTI	1.476.889.086.692	2.919.640.858.718	0.5058
95	SKBM	633.267.725.358	1.001.657.012.004	0.6322
96	SKLT	272.088.644.079	568.239.939.951	0.4788
97	STTP	1.167.899.357.271	2.336.411.494.941	0.4999
98	ULTJ	749.967.000.000	4.239.200.000.000	0.2307
99	GGRM	23.387.406.000.000	62.951.634.000.000	0.3715
100	HMSP	8.333.263.000.000	42.508.277.000.000	0.1960
101	RMBA	4.029.576.000.000	13.470.943.000.000	0.2991
102	WIIM	362.540.740.471	1.353.634.132.275	0.2678
103	DVLA	451.785.946.000	1.531.365.558.000	0.2950
104	INAF	805.876.240.489	1.381.633.321.120	0.5833
105	KAEF	2.341.155.131.870	4.612.562.541.064	0.5076
106	KLBF	2.762.162.069.572	15.226.009.210.657	0.1814
107	MERK	161.262.425.000	743.934.894.000	0.2168
108	PYFA	61.554.005.181	167.062.795.608	0.3684
109	SIDO	229.729.000.000	2.987.614.000.000	0.0769
110	TSPC	1.950.534.206.746	6.585.807.349.438	0.2962
111	ADES	383.091.000.000	767.479.000.000	0.4992
112	KINO	1.332.431.950.729	3.284.504.424.358	0.4057
113	MBTO	269.032.270.377	709.959.168.088	0.3789
114	MRAT	113.947.973.889	483.037.173.864	0.2359
115	TCID	401.942.530.776	2.185.101.038.101	0.1839
116	UNVR	12.041.437.000.000	16.745.695.000.000	0.7191
117	CINT	72.906.787.680	399.336.626.636	0.1826
118	KICI	50.799.380.910	139.809.135.385	0.3633

119	LMPI	402.192.705.158	810.364.824.722	0.4963
120	WOOD	1.651.841.228.669	3.081.874.210.495	0.5360
121	HRTA	501.805.150.742	1.071.106.873.223	0.4685
Total				0.4987

SOLVABILITAS TAHUN 2017

No.	Kode	Total Utang	Total Aset	DAR
1	INTP	4.307.169.000.000	28.863.676.000.000	0.1492
2	SMBR	1.647.477.388.000	5.060.337.247.000	0.3256
3	SMCB	12.429.452.000.000	19.626.403.000.000	0.6333
4	SMGR	18.524.450.664.000	48.963.502.966.000	0.3783
5	WSBP	7.602.892.583.336	14.919.548.673.755	0.5096
6	WTON	4.320.040.750.958	7.067.976.095.043	0.6112
7	AMFG	2.718.939.000.000	6.267.816.000.000	0.4338
8	ARNA	571.946.769.034	1.601.346.561.573	0.3572
9	IKAI	335.252.238.000	219.245.635.000	1.5291
10	KIAS	340.873.208.857	1.767.604.000.000	0.1928
11	MARK	60.755.709.610	227.599.575.294	0.2669
12	MLIA	3.432.390.525.000	5.186.685.608.000	0.6618
13	TOTO	1.132.699.218.954	2.826.490.815.501	0.4007
14	ALKA	226.717.826.000	305.208.703.000	0.7428
15	ALMI	1.997.411.244.539	2.376.281.796.928	0.8406
16	BAJA	774.432.726.191	946.448.936.464	0.8183
17	BTON	28.862.718.117	183.501.650.442	0.1573
18	GDST	441.675.308.289	1.286.954.720.465	0.3432
19	INAI	936.511.874.370	1.213.916.545.120	0.7715
20	ISSP	3.428.424.000.000	6.269.365.000.000	0.5469
21	JKSW	698.066.277.785	252.294.581.992	2.7669
22	LION	229.630.859.719	681.937.947.736	0.3367
23	LMSH	31.541.423.763	161.163.426.840	0.1957
24	PICO	440.555.207.507	720.238.957.745	0.6117
25	AGII	2.971.605.000.000	6.403.543.000.000	0.4641
26	BUDI	1.744.756.000.000	2.939.456.000.000	0.5936
27	DPNS	40.655.786.593	308.491.173.960	0.1318
28	EKAD	133.949.920.707	796.767.646.172	0.1681
29	ETWA	1.235.873.364.700	1.114.568.571.897	1.1088
30	INCI	35.408.565.186	303.788.390.330	0.1166
31	MDKI	104.988.000.000	867.451.000.000	0.1210
32	SRSN	237.220.555.000	652.726.454.000	0.3634
33	AKKU	356.837.577.498	1.117.019.087.846	2.6830
34	AKPI	1.618.713.342.000	2.745.325.833.000	0.5896
35	APLI	171.514.782.371	398.698.779.619	0.4302

36	BRNA	1.111.847.645.000	1.964.877.082.000	0.5659
37	IGAR	71.075.842.431	513.022.591.574	0.1385
38	IMPC	1.005.656.523.820	2.294.677.493.483	0.4383
39	PBID	498.990.179.000	1.818.904.603.000	0.2743
40	SIMA	57.800.297.489	86.202.590.406	0.0019
No.	Kode	Total Utang	Total Aset	DAR
41	TALF	155.076.156.734	921.240.988.517	0.1683
42	TRST	1.357.336.438.524	3.332.905.936.010	0.4073
43	YPAS	176.449.823.868	303.542.864.533	0.5813
44	CPIN	8.819.768.000.000	24.522.593.000.000	0.3597
45	JPFA	11.293.242.000.000	21.088.870.000.000	0.5355
46	MAIN	2.371.092.779.000	4.008.635.719.000	0.5915
47	SIPD	1.448.387.000.000	2.239.699.000.000	0.6467
48	TIRT	735.476.711.731	859.299.056.455	0.8559
49	ALDO	269.278.833.819	498.701.656.995	0.5400
50	FASW	6.081.574.204.386	9.369.891.776.775	0.6491
51	KBRI	878.173.162.999	1.171.234.610.856	0.7498
52	KDSI	842.752.226.507	1.328.291.727.616	0.6345
53	SPMA	980.123.282.608	2.175.660.855.114	0.4505
54	KMTR	1.972.580.646.799	3.556.855.509.481	0.5546
55	AMIN	101.086.129.009	252.452.307.121	0.4004
56	KRAH	520.550.572.402	645.953.214.546	0.8059
57	ASII	139.325.000.000.000	295.830.000.000.000	0.4710
58	AUTO	4.003.233.000.000	14.762.309.000.000	0.2712
59	BOLT	468.122.101.794	1.188.798.795.362	0.3938
60	GJTL	12.501.710.000.000	18.191.176.000.000	0.6872
61	IMAS	22.094.058.955.142	31.375.311.299.854	0.7042
62	INDS	289.798.419.319	2.434.617.337.849	0.1190
63	LPIN	418.677.012.811	456.123.331.359	0.9179
64	NIPS	1.018.449.877.000	1.897.962.447.000	0.5366
65	PRAS	865.838.417.894	1.542.243.721.302	0.5614
66	SMSM	615.157.000.000	2.443.341.000.000	0.2518
67	BELL	225.085.797.613	465.965.155.745	0.4831
68	HDTX	3.701.551.196.000	4.035.086.385.000	0.9173
69	MYTX	3.109.652.000.000	3.458.737.000.000	0.8991
70	RICY	944.179.416.586	1.374.444.788.282	0.6870
71	SSTM	393.177.629.585	605.643.301.307	0.6492
72	STAR	124.422.750.504	614.705.038.056	0.2024
73	TRIS	188.736.733.204	544.968.319.987	0.3463
74	UNIT	181.126.294.572	426.384.622.878	0.4248
75	BATA	276.382.503.000	855.691.231.000	0.3230
76	BIMA	173.964.702.574	89.327.328.853	1.9475

77	JECC	1.380.623.870.000	1.927.985.352.000	0.7161
78	KBLI	1.227.014.231.702	3.013.760.616.985	0.4071
79	KBLM	443.770.270.269	1.235.198.847.468	0.3593
80	SCCO	1.286.017.105.712	4.014.244.589.706	0.3204
81	VOKS	1.296.044.190.202	2.110.166.496.595	0.6142
No.	Kode	Total Utang	Total Aset	DAR
82	ALTO	690.099.182.411	1.109.383.971.111	0.6221
83	CAMP	373.272.941.443	1.211.184.522.659	0.3082
84	CEKA	489.592.257.434	1.392.636.444.501	0.3516
85	CLEO	362.948.247.159	660.917.775.322	0.5492
86	DLTA	196.197.372.000	1.340.842.765.000	0.1463
87	HOKI	100.983.030.820	576.963.542.579	0.1750
88	ICBP	11.295.184.000.000	31.619.514.000.000	0.3572
89	INDF	41.182.764.000.000	87.939.488.000.000	0.4683
90	MLBI	1.445.173.000.000	2.510.078.000.000	0.5757
91	MYOR	7.561.503.434.719	14.915.849.800.251	0.5069
92	PCAR	44.941.281.196	140.807.574.027	0.3192
93	PSDN	391.494.545.680	691.014.455.523	0.5666
94	ROTI	1.739.467.993.982	4.559.573.709.411	0.3815
95	SKBM	599.790.014.646	1.623.027.475.045	0.3696
96	SKLT	328.714.435.982	636.284.210.210	0.5166
97	STTP	957.660.374.836	2.342.432.443.196	0.4088
98	ULTJ	978.185.000.000	5.186.940.000.000	0.1886
99	GGRM	24.572.266.000.000	66.759.930.000.000	0.3681
100	HMSP	9.028.078.000.000	43.141.063.000.000	0.2093
101	RMBA	5.159.928.000.000	14.083.598.000.000	0.3664
102	WIIM	247.620.731.930	1.225.712.093.041	0.2020
103	DVLA	524.586.078.000	1.640.886.147.000	0.3197
104	INAF	1.003.464.884.586	1.529.874.782.290	0.6559
105	KAEF	3.523.628.217.406	6.096.148.972.534	0.5780
106	KLBF	2.722.207.633.646	16.616.239.416.335	0.1638
107	MERK	231.569.103.000	847.006.544.000	0.2734
108	PYFA	50.707.930.330	159.563.931.041	0.3178
109	SIDO	262.333.000.000	3.158.198.000.000	0.0831
110	TSPC	2.352.891.899.876	7.434.900.309.021	0.3165
111	ADES	417.225.000.000	840.236.000.000	0.4966
112	KINO	1.182.424.339.165	3.237.595.219.274	0.3652
113	MBTO	367.927.139.244	780.669.761.787	0.4713
114	MRAT	130.623.005.085	497.354.419.089	0.2626
115	TCID	503.480.853.006	2.361.807.189.430	0.2132
116	UNVR	13.733.025.000.000	18.906.413.000.000	0.7264
117	CINT	94.304.081.659	476.577.841.605	0.1979

118	KICI	57.921.570.888	149.420.009.884	0.3876
119	LMPI	458.292.046.535	834.548.374.286	0.5491
120	WOOD	1.930.378.027.661	3.843.002.133.341	0.5023
121	HRTA	421.931.875.525	1.418.447.342.330	0.2975
Total				0.4822

SOLVABILITAS TAHUN 2018

No.	Kode	Total Utang	Total Aset	DAR
1	INTP	4.566.973.000.000	27.788.562.000.000	0.1643
2	SMBR	2.064.408.447.000	5.538.079.503.000	0.3728
3	SMCB	12.250.837.000.000	18.667.187.000.000	0.6563
4	SMGR	18.419.594.705.000	51.155.890.227.000	0.3601
5	WSBP	7.340.075.399.350	15.222.388.589.814	0.4822
6	WTON	5.744.966.289.467	8.881.778.299.672	0.6468
7	AMFG	4.835.966.000.000	8.432.632.000.000	0.5735
8	ARNA	556.309.556.626	1.652.905.985.730	0.3366
9	IKAI	542.884.341.000	1.337.016.109.000	0.4060
10	KIAS	349.587.345.823	1.704.424.579.208	0.2051
11	MARK	80.342.456.509	318.080.326.465	0.2526
12	MLIA	3.022.358.125.000	5.263.726.099.000	0.5742
13	TOTO	967.642.637.307	2.897.119.790.044	0.3340
14	ALKA	548.236.812.000	648.968.295.000	0.8448
15	ALMI	2.454.465.678.087	2.781.666.374.017	0.8824
16	BAJA	824.660.447.657	901.181.796.270	0.9151
17	BTON	34.207.731.081	217.362.960.011	0.1574
18	GDST	455.885.354.596	1.351.861.756.994	0.3372
19	INAI	1.096.799.666.849	1.400.683.598.096	0.7830
20	ISSP	3.578.654.000.000	6.494.070.000.000	0.5511
21	JKSW	684.990.848.727	190.631.006.514	3.5933
22	LION	221.022.066.026	696.192.628.101	0.3175
23	LMSH	27.335.071.863	160.027.280.153	0.1708
24	PICO	553.371.264.957	852.932.442.585	0.6488
25	AGII	3.499.963.000.000	6.647.755.000.000	0.5265
26	BUDI	2.166.496.000.000	3.392.980.000.000	0.6385
27	DPNS	44.476.413.260	322.185.012.261	0.1380
28	EKAD	128.684.953.153	853.267.454.400	0.1508
29	ETWA	1.349.487.510.140	1.090.658.578.996	1.2373
30	INCI	71.410.278.158	391.362.697.956	0.1825
31	MDKI	82.613.000.000	914.065.000.000	0.0904
32	SRSN	208.989.195.000	686.777.211.000	0.3043
33	AKKU	323.598.055.358	1.074.466.192.087	0.3012
34	AKPI	1.836.576.739.000	3.070.410.492.000	0.5982

35	APLI	298.992.622.457	503.177.499.114	0.5942
36	BRNA	1.338.054.621.000	2.461.326.183.000	0.5436
37	IGAR	87.283.567.361	570.197.810.698	0.1531
38	IMPC	997.975.486.781	2.370.198.817.803	0.4211
39	PBID	751.597.581.000	2.295.734.967.000	0.3274
40	SIMA	59.346.034.079	74.549.587.669	0.7961
No.	Kode	Total Utang	Total Aset	DAR
41	TALF	176.218.785.183	984.597.771.989	0.1790
42	TRST	2.047.516.971.004	4.284.901.587.126	0.4778
43	YPAS	212.804.573.009	330.955.269.476	0.6430
44	CPIN	8.253.944.000.000	27.645.118.000.000	0.2986
45	JPFA	12.823.219.000.000	23.038.028.000.000	0.5566
46	MAIN	2.344.198.361.000	4.335.844.455.000	0.5407
47	SIPD	1.347.391.000.000	2.187.879.000.000	0.6158
48	TIRT	835.881.014.674	923.366.433.799	0.9053
49	ALDO	254.539.097.693	526.129.315.163	0.4838
50	FASW	6.676.781.411.219	10.965.118.708.784	0.6089
51	KBRI	889.238.993.546	1.058.927.511.760	0.8398
52	KDSI	836.245.435.111	1.391.416.464.512	0.6010
53	SPMA	1.013.266.115.558	2.282.845.632.924	0.4439
54	KMTR	2.090.416.230.423	3.548.239.174.625	0.5891
55	AMIN	178.767.779.764	360.906.218.575	0.4953
56	KRAH	547.353.968.184	606.055.631.089	0.9031
57	ASII	170.348.000.000.000	344.711.000.000.000	0.4942
58	AUTO	4.626.013.000.000	15.889.648.000.000	0.2911
59	BOLT	574.341.524.938	1.312.376.999.120	0.4376
60	GJTL	13.835.648.000.000	19.711.478.000.000	0.7019
61	IMAS	30.632.253.308.636	40.955.996.273.862	0.7479
62	INDS	288.105.732.114	2.482.337.567.967	0.1161
63	LPIN	23.378.395.064	263.132.919.197	0.0888
64	NIPS	1.165.969.450.000	2.134.385.642.000	0.5463
65	PRAS	947.413.833.530	1.635.543.021.515	0.5793
66	SMSM	650.926.000.000	2.801.203.000.000	0.2324
67	BELL	254.764.081.931	514.962.171.773	0.4947
68	HDTX	450.801.225.000	586.940.667.000	0.7681
69	MYTX	3.508.734.000.000	3.747.570.000.000	0.9363
70	RICY	1.094.692.568.786	1.539.602.054.832	0.7110
71	SSTM	346.923.856.267	562.174.180.897	0.6171
72	STAR	124.601.429.706	615.956.006.710	0.2023
73	TRIS	276.789.437.347	633.014.281.325	0.4373
74	UNIT	173.753.567.080	419.701.649.147	0.4140
75	BATA	240.048.866.000	876.856.225.000	0.2738

76	BIMA	179.038.284.760	98.190.640.839	1.8234
77	JECC	1.472.379.829.000	2.081.620.993.000	0.7073
78	KBLI	1.213.840.888.147	3.244.821.647.076	0.3741
79	KBLM	476.887.194.322	1.298.358.478.375	0.3673
80	SCCO	1.254.447.340.790	4.165.196.478.857	0.3012
81	VOKS	1.562.752.955.234	2.485.382.578.010	0.6288
No.	Kode	Total Utang	Total Aset	DAR
82	ALTO	722.716.844.799	1.109.843.522.344	0.6512
83	CAMP	118.853.215.128	1.004.275.813.783	0.1183
84	CEKA	192.308.466.864	1.168.956.042.706	0.1645
85	CLEO	198.455.391.702	833.933.861.594	0.2380
86	DLTA	239.353.356.000	1.523.517.170.000	0.1571
87	HOKI	195.678.977.792	758.846.556.031	0.2579
88	ICBP	11.660.003.000.000	34.367.153.000.000	0.3393
89	INDF	46.620.996.000.000	96.537.796.000.000	0.4829
90	MLBI	1.721.965.000.000	2.889.501.000.000	0.5959
91	MYOR	9.049.161.944.940	17.591.706.426.634	0.5144
92	PCAR	28.973.210.457	117.423.511.774	0.2467
93	PSDN	454.760.270.998	697.657.400.651	0.6518
94	ROTI	1.476.909.260.772	4.393.810.380.883	0.3361
95	SKBM	730.789.419.438	1.771.365.972.009	0.4126
96	SKLT	408.057.718.435	747.293.725.435	0.5460
97	STTP	984.801.863.078	2.631.189.810.030	0.3743
98	ULTJ	780.915.000.000	5.555.871.000.000	0.1406
99	GGRM	23.963.934.000.000	69.097.219.000.000	0.3468
100	HMSP	11.244.167.000.000	46.602.420.000.000	0.2413
101	RMBA	6.513.618.000.000	14.879.589.000.000	0.4378
102	WIIM	250.337.111.893	1.255.573.914.558	0.1994
103	DVLA	482.559.876.000	1.682.821.739.000	0.2868
104	INAF	945.703.748.717	1.442.350.608.575	0.6557
105	KAEF	6.103.967.587.830	9.460.427.317.681	0.6452
106	KLBF	2.851.611.349.015	18.146.206.145.369	0.1571
107	MERK	744.833.288.000	1.263.113.689.000	0.5897
108	PYFA	68.129.603.054	187.057.163.854	0.3642
109	SIDO	435.014.000.000	3.337.628.000.000	0.1303
110	TSPC	2.437.126.989.832	7.869.975.060.326	0.3097
111	ADES	399.361.000.000	881.275.000.000	0.4532
112	KINO	1.405.264.079.012	3.592.164.205.408	0.3912
113	MBTO	347.517.123.452	648.016.880.325	0.5363
114	MRAT	143.913.787.087	511.887.783.867	0.2811
115	TCID	472.680.346.662	2.445.143.511.801	0.1933
116	UNVR	11.944.837.000.000	19.522.970.000.000	0.6118

117	CINT	102.703.457.308	491.382.035.136	0.2090
118	KICI	59.439.145.864	154.088.747.766	0.3857
119	LMPI	456.214.088.287	786.704.752.983	0.5799
120	WOOD	2.138.457.892.658	4.588.497.407.410	0.4660
121	HRTA	444.308.333.455	1.537.031.552.479	0.2891
Total				0.4879

LAMPIRAN 7
HASIL PERHITUNGAN FREKUENSI RAPAT
KOMITE AUDIT

FREKUENSI RAPAT KOMITE AUDIT TAHUN 2016

No.	Nama Perusahaan	Kode Perusahaan	2016
1	Indocement Tunggal Prakasa Tbk	INTP	1
2	Semen Baturaja Persero Tbk	SMBR	1
3	Holcim Indonesia Tbk	SMCB	1
4	Semen Indonesia Tbk	SMGR	1
5	Waskita Beton Precast Tbk	WSBP	1
6	Wijaya Karya Beton Tbk	WTON	1
7	Asahimas Flat Glass Tbk	AMFG	1
8	Arwana Citramulia Tbk	ARNA	1
9	Inti Keramik Alam Asri Industri Tbk	IKAI	1
10	Keramika Indonesia Assosiasi Tbk	KIAS	1
11	Mark Dynamics Indonesia Tbk	MARK	1
12	Mulia Industrindo Tbk	MLIA	1
13	Surya Toto Indonesia Tbk	TOTO	1
14	Alakasa Industrindo Tbk	ALKA	1
15	Alumindo Light Metal Industry Tbk	ALMI	0
16	Saranacentral Bajatama Tbk	BAJA	1
17	Betonjaya Manunggal Tbk	BTON	1
18	Gunawan Dianjaya Steel Tbk	GDST	1
19	Indal Aluminium Industry Tbk	INAI	1
20	Steel Pipe Industry of Indonesia Tbk	ISSP	1
21	Jakarta Kyoei Steel Works Tbk	JKSW	1
22	Lion Metal Works Tbk	LION	1
23	Lionmesh Prima Tbk	LMSH	1
24	Pelangi Indah Canindo Tbk	PICO	1
25	Aneka Gas Industri Tbk	AGII	1
26	Budi Starch & Sweetener Tbk	BUDI	1
27	Duta Pertiwi Nusantara Tbk	DPNS	1
28	Ekadharna International Tbk	EKAD	1
29	Eterindo Wahanatama Tbk	ETWA	1
30	Intanwijaya Internasional Tbk	INCI	1
31	Emdeki Utama Tbk	MDKI	1

32	Indo Acidatama Tbk	SRSN	1
33	Alam Karya Unggul Tbk	AKKU	1
34	Argha Karya Prima Industry Tbk	AKPI	1
35	Asiaplast Industries Tbk	APLI	1
36	Berlina Tbk	BRNA	1
37	Champion Pacific Indonesia Tbk	IGAR	1
38	Impack Pratama Industri Tbk	IMPC	1
39	Panca Budi Idaman Tbk	PBID	1
No.	Nama Perusahaan	Kode Perusahaan	2016
40	Siwani Makmur Tbk	SIMA	1
41	Tunas Alfin Tbk	TALF	1
42	Trias Sentosa Tbk	TRST	1
43	Yanaprima Hastapersada Tbk	YPAS	1
44	Charoen Pokphand Indonesia Tbk	CPIN	1
45	Japfa Comfeed Indonesia Tbk	JPFA	1
46	Malindo Feedmill Tbk	MAIN	1
47	Sierad Produce Tbk	SIPD	1
48	Tirta Mahakam Resources Tbk	TIRT	1
49	Alkindo Naratama Tbk	ALDO	1
50	Fajar Surya Wisesa Tbk	FASW	1
51	Kertas Basuki Rachmat Indonesia Tbk	KBRI	1
52	Kedawung Setia Industrial Tbk	KDSI	1
53	Suparma Tbk	SPMA	1
54	Kirana Megantara Tbk	KMTR	1
55	Ateliers Mecaniques D'Indonesie Tbk	AMIN	1
56	Grand Kartech Tbk	KRAH	1
57	Astra International Tbk	ASII	1
58	Astra Otoparts Tbk	AUTO	1
59	Garuda Metalindo Tbk	BOLT	1
60	Gajah Tunggal Tbk	GJTL	1
61	Indomobil Sukses Internasional Tbk	IMAS	1
62	Indospring Tbk	INDS	0
63	Multi Prima Sejahtera Tbk	LPIN	1
64	Nipress Tbk	NIPS	0
65	Prima Alloy Steel Universal Tbk	PRAS	1
66	Selamat Sempurna Tbk	SMSM	1
67	Trisula Textile Industries Tbk	BELL	1
68	Panasia Indo Resources Tbk	HDTX	1
69	Asia Pacific Investama Tbk	MYTX	1
70	Ricky Putra Globalindo Tbk	RICY	1
71	Sunson Textile Manufacturer Tbk	SSTM	1
72	Star Petrochem Tbk	STAR	1

73	Trisula International Tbk	TRIS	1
74	Nusantara Inti Corpora Tbk	UNIT	1
75	Sepatu Bata Tbk	BATA	1
76	Primarindo Asia Infrastructure Tbk	BIMA	1
77	Jembo Cable Company Tbk	JECC	1
78	KMI Wire and Cable Tbk	KBLI	1
79	Kabelindo Murni Tbk	KBLM	1
80	Supreme Cable Manufacturing & Commerce Tbk	SCCO	1
No.	Nama Perusahaan	Kode Perusahaan	2016
81	Voksel Electric Tbk	VOKS	1
82	Tri Banyan Tirta Tbk	ALTO	1
83	Campina Ice Cream Industry Tbk	CAMP	1
84	Wilmar Cahaya Indonesia Tbk	CEKA	1
85	Sariguna Primatirta Tbk	CLEO	1
86	Delta Djakarta Tbk	DLTA	1
87	Buyung Poetra Sembada Tbk	HOKI	1
88	Indofood CBP Sukses Makmur Tbk	ICBP	1
89	Indofood Sukses Makmur Tbk	INDF	1
90	Multi Bintang Indonesia Tbk	MLBI	1
91	Mayora Indah Tbk	MYOR	1
92	Prima Cakrawala Abadi Tbk	PCAR	0
93	Prasidha Anek Niaga Tbk	PSDN	1
94	Nippon Indosari Corporindo Tbk	ROTI	1
95	Sekar Bumi Tbk	SKBM	1
96	Sekar Laut Tbk	SKLT	1
97	Siantar Top Tbk	STTP	1
98	Ultra Jaya Milk Industry & Trading Company Tbk	ULTJ	1
99	Gudang Garam Tbk	GGRM	1
100	H.M. Sampoerna Tbk	HMSP	1
101	Bentoel Internasional Investama Tbk	RMBA	1
102	Wismilak Inti Makmur Tbk	WIIM	1
103	Darya-Varia Laboratoria Tbk	DVLA	1
104	Indofarma (Persero) Tbk	INAF	1
105	Kimia Farma Tbk	KAEF	1
106	Kalbe Farma Tbk	KLBF	1
107	Merck Tbk	MERK	1
108	Pyridam Farma Tbk	PYFA	1
109	Industri Jamu dan Farmasi Sido Muncul Tbk	SIDO	1
110	Tempo Scan Pacific Tbk	TSPC	1
111	Akasha Wira International Tbk, PT	ADES	1
112	Kino Indonesia Tbk	KINO	1
113	Martina Berto Tbk	MBTO	1

114	Mustika Ratu Tbk	MRAT	1
115	Mandom Indonesia Tbk	TCID	1
116	Unilever Indonesia Tbk	UNVR	1
117	Chitose Internasional Tbk	CINT	1
118	Kedaung Indah Can Tbk	KICI	1
119	Langgeng Makmur Industri Tbk	LMPI	1
120	Integra Indocabinet Tbk	WOOD	1
121	Hartadinata Abadi Tbk	HRTA	1

FREKUENSI RAPAT KOMITE AUDIT TAHUN 2017

No.	Nama Perusahaan	Kode Perusahaan	2017
1	Indocement Tunggal Prakasa Tbk	INTP	1
2	Semen Baturaja Persero Tbk	SMBR	1
3	Holcim Indonesia Tbk	SMCB	1
4	Semen Indonesia Tbk	SMGR	1
5	Waskita Beton Precast Tbk	WSBP	1
6	Wijaya Karya Beton Tbk	WTON	1
7	Asahimas Flat Glass Tbk	AMFG	1
8	Arwana Citramulia Tbk	ARNA	1
9	Inti Keramik Alam Asri Industri Tbk	IKAI	1
10	Keramika Indonesia Assosiasi Tbk	KIAS	1
11	Mark Dynamics Indonesia Tbk	MARK	1
12	Mulia Industrindo Tbk	MLIA	1
13	Surya Toto Indonesia Tbk	TOTO	1
14	Alakasa Industrindo Tbk	ALKA	1
15	Alumindo Light Metal Industry Tbk	ALMI	1
16	Saranacentral Bajatama Tbk	BAJA	1
17	Betonjaya Manunggal Tbk	BTON	1
18	Gunawan Dianjaya Steel Tbk	GDST	1
19	Indal Aluminium Industry Tbk	INAI	1
20	Steel Pipe Industry of Indonesia Tbk	ISSP	1
21	Jakarta Kyohei Steel Works Tbk	JKSW	1
22	Lion Metal Works Tbk	LION	1
23	Lionmesh Prima Tbk	LMSH	1
24	Pelangi Indah Canindo Tbk	PICO	1
25	Aneka Gas Industri Tbk	AGII	1
26	Budi Starch & Sweetener Tbk	BUDI	1
27	Duta Pertiwi Nusantara Tbk	DPNS	1
28	Ekadharma International Tbk	EKAD	1
29	Eterindo Wahanatama Tbk	ETWA	1

30	Intanwijaya Internasional Tbk	INCI	1
31	Emdeki Utama Tbk	MDKI	1
32	Indo Acidatama Tbk	SRSN	1
33	Alam Karya Unggul Tbk	AKKU	1
34	Argha Karya Prima Industry Tbk	AKPI	1
35	Asiaplast Industries Tbk	APLI	1
36	Berlina Tbk	BRNA	1
37	Champion Pacific Indonesia Tbk	IGAR	1
38	Impack Pratama Industri Tbk	IMPC	1
39	Panca Budi Idaman Tbk	PBID	0
No.	Nama Perusahaan	Kode Perusahaan	2017
40	Siwani Makmur Tbk	SIMA	1
41	Tunas Alfin Tbk	TALF	1
42	Trias Sentosa Tbk	TRST	1
43	Yanaprima Hastapersada Tbk	YPAS	1
44	Charoen Pokphand Indonesia Tbk	CPIN	1
45	Japfa Comfeed Indonesia Tbk	JPFA	1
46	Malindo Feedmill Tbk	MAIN	1
47	Sierad Produce Tbk	SIPD	1
48	Tirta Mahakam Resources Tbk	TIRT	1
49	Alkindo Naratama Tbk	ALDO	1
50	Fajar Surya Wisesa Tbk	FASW	1
51	Kertas Basuki Rachmat Indonesia Tbk	KBRI	1
52	Kedawung Setia Industrial Tbk	KDSI	1
53	Suparma Tbk	SPMA	1
54	Kirana Megantara Tbk	KMTR	0
55	Ateliers Mecaniques D'Indonesie Tbk	AMIN	1
56	Grand Kartech Tbk	KRAH	1
57	Astra International Tbk	ASII	1
58	Astra Otoparts Tbk	AUTO	1
59	Garuda Metalindo Tbk	BOLT	1
60	Gajah Tunggal Tbk	GJTL	1
61	Indomobil Sukses Internasional Tbk	IMAS	1
62	Indospring Tbk	INDS	0
63	Multi Prima Sejahtera Tbk	LPIN	1
64	Nipress Tbk	NIPS	0
65	Prima Alloy Steel Universal Tbk	PRAS	1
66	Selamat Sempurna Tbk	SMSM	1
67	Trisula Textile Industries Tbk	BELL	0
68	Panasia Indo Resources Tbk	HDTX	1
69	Asia Pacific Investama Tbk	MYTX	1
70	Ricky Putra Globalindo Tbk	RICY	1

71	Sunson Textile Manufacturer Tbk	SSTM	1
72	Star Petrochem Tbk	STAR	1
73	Trisula International Tbk	TRIS	1
74	Nusantara Inti Corpora Tbk	UNIT	1
75	Sepatu Bata Tbk	BATA	1
76	Primarindo Asia Infrastructure Tbk	BIMA	1
77	Jembo Cable Company Tbk	JECC	1
78	KMI Wire and Cable Tbk	KBLI	1
79	Kabelindo Murni Tbk	KBLM	1
80	Supreme Cable Manufacturing & Commerce Tbk	SCCO	1
No.	Nama Perusahaan	Kode Perusahaan	2017
81	Voksel Electric Tbk	VOKS	1
82	Tri Banyan Tirta Tbk	ALTO	1
83	Campina Ice Cream Industry Tbk	CAMP	1
84	Wilmar Cahaya Indonesia Tbk	CEKA	1
85	Sariguna Primatirta Tbk	CLEO	0
86	Delta Djakarta Tbk	DLTA	1
87	Buyung Poetra Sembada Tbk	HOKI	1
88	Indofood CBP Sukses Makmur Tbk	ICBP	1
89	Indofood Sukses Makmur Tbk	INDF	1
90	Multi Bintang Indonesia Tbk	MLBI	1
91	Mayora Indah Tbk	MYOR	0
92	Prima Cakrawala Abadi Tbk	PCAR	0
93	Prasidha Anek Niaga Tbk	PSDN	1
94	Nippon Indosari Corporindo Tbk	ROTI	1
95	Sekar Bumi Tbk	SKBM	1
96	Sekar Laut Tbk	SKLT	1
97	Siantar Top Tbk	STTP	1
98	Ultra Jaya Milk Industry & Trading Company Tbk	ULTJ	1
99	Gudang Garam Tbk	GGRM	1
100	H.M. Sampoerna Tbk	HMSP	1
101	Bentoel Internasional Investama Tbk	RMBA	1
102	Wismilak Inti Makmur Tbk	WIIM	1
103	Darya-Varia Laboratoria Tbk	DVLA	1
104	Indofarma (Persero) Tbk	INAF	1
105	Kimia Farma Tbk	KAEF	1
106	Kalbe Farma Tbk	KLBF	1
107	Merck Tbk	MERK	1
108	Pyridam Farma Tbk	PYFA	1
109	Industri Jamu dan Farmasi Sido Muncul Tbk	SIDO	1
110	Tempo Scan Pacific Tbk	TSPC	1
111	Akasha Wira International Tbk, PT	ADES	1

112	Kino Indonesia Tbk	KINO	1
113	Martina Berto Tbk	MBTO	1
114	Mustika Ratu Tbk	MRAT	1
115	Mandom Indonesia Tbk	TCID	1
116	Unilever Indonesia Tbk	UNVR	1
117	Chitose Internasional Tbk	CINT	1
118	Kedaung Indah Can Tbk	KICI	1
119	Langgeng Makmur Industri Tbk	LMPI	1
120	Integra Indocabinet Tbk	WOOD	1
121	Hartadinata Abadi Tbk	HRTA	1

FREKUENSI RAPAT KOMITE AUDIT TAHUN 2018

No.	Nama Perusahaan	Kode Perusahaan	2018
1	Indocement Tunggal Prakasa Tbk	INTP	1
2	Semen Baturaja Persero Tbk	SMBR	1
3	Holcim Indonesia Tbk	SMCB	1
4	Semen Indonesia Tbk	SMGR	1
5	Waskita Beton Precast Tbk	WSBP	1
6	Wijaya Karya Beton Tbk	WTON	1
7	Asahimas Flat Glass Tbk	AMFG	1
8	Arwana Citramulia Tbk	ARNA	1
9	Inti Keramik Alam Asri Industri Tbk	IKAI	1
10	Keramika Indonesia Assosiasi Tbk	KIAS	1
11	Mark Dynamics Indonesia Tbk	MARK	1
12	Mulia Industrindo Tbk	MLIA	1
13	Surya Toto Indonesia Tbk	TOTO	1
14	Alakasa Industrindo Tbk	ALKA	1
15	Alumindo Light Metal Industry Tbk	ALMI	1
16	Saranacentral Bajatama Tbk	BAJA	1
17	Betonjaya Manunggal Tbk	BTON	1
18	Gunawan Dianjaya Steel Tbk	GDST	1
19	Indal Aluminium Industry Tbk	INAI	1
20	Steel Pipe Industry of Indonesia Tbk	ISSP	1
21	Jakarta Kyoei Steel Works Tbk	JKSW	1
22	Lion Metal Works Tbk	LION	1
23	Lionmesh Prima Tbk	LMSH	1
24	Pelangi Indah Canindo Tbk	PICO	1
25	Aneka Gas Industri Tbk	AGII	1
26	Budi Starch & Sweetener Tbk	BUDI	1
27	Duta Pertiwi Nusantara Tbk	DPNS	1
28	Ekadharma International Tbk	EKAD	1
29	Eterindo Wahanatama Tbk	ETWA	1

30	Intanwijaya Internasional Tbk	INCI	1
31	Emdeki Utama Tbk	MDKI	1
32	Indo Acidatama Tbk	SRSN	1
33	Alam Karya Unggul Tbk	AKKU	1
34	Argha Karya Prima Industry Tbk	AKPI	1
35	Asiaplast Industries Tbk	APLI	1
36	Berlina Tbk	BRNA	1
37	Champion Pacific Indonesia Tbk	IGAR	1
38	Impack Pratama Industri Tbk	IMPC	1
39	Panca Budi Idaman Tbk	PBID	1
40	Siwani Makmur Tbk	SIMA	1
No.	Nama Perusahaan	Kode Perusahaan	2018
41	Tunas Alfin Tbk	TALF	1
42	Trias Sentosa Tbk	TRST	1
43	Yanaprima Hastapersada Tbk	YPAS	1
44	Charoen Pokphand Indonesia Tbk	CPIN	1
45	Japfa Comfeed Indonesia Tbk	JPFA	1
46	Malindo Feedmill Tbk	MAIN	1
47	Sierad Produce Tbk	SIPD	1
48	Tirta Mahakam Resources Tbk	TIRT	1
49	Alkindo Naratama Tbk	ALDO	1
50	Fajar Surya Wisesa Tbk	FASW	1
51	Kertas Basuki Rachmat Indonesia Tbk	KBRI	1
52	Kedawung Setia Industrial Tbk	KDSI	1
53	Suparma Tbk	SPMA	1
54	Kirana Megantara Tbk	KMTR	1
55	Ateliers Mecaniques D'Indonesie Tbk	AMIN	1
56	Grand Kartech Tbk	KRAH	1
57	Astra International Tbk	ASII	1
58	Astra Otoparts Tbk	AUTO	1
59	Garuda Metalindo Tbk	BOLT	1
60	Gajah Tunggal Tbk	GJTL	1
61	Indomobil Sukses Internasional Tbk	IMAS	1
62	Indospring Tbk	INDS	0
63	Multi Prima Sejahtera Tbk	LPIN	1
64	Nipress Tbk	NIPS	0
65	Prima Alloy Steel Universal Tbk	PRAS	1
66	Selamat Sempurna Tbk	SMSM	1
67	Trisula Textile Industries Tbk	BELL	1
68	Panasia Indo Resources Tbk	HDTX	1
69	Asia Pacific Investama Tbk	MYTX	1
70	Ricky Putra Globalindo Tbk	RICY	1

71	Sunson Textile Manufacturer Tbk	SSTM	1
72	Star Petrochem Tbk	STAR	1
73	Trisula International Tbk	TRIS	1
74	Nusantara Inti Corpora Tbk	UNIT	1
75	Sepatu Bata Tbk	BATA	1
76	Primarindo Asia Infrastructure Tbk	BIMA	1
77	Jembo Cable Company Tbk	JECC	1
78	KMI Wire and Cable Tbk	KBLI	1
79	Kabelindo Murni Tbk	KBLM	1
80	Supreme Cable Manufacturing & Commerce Tbk	SCCO	1
81	Voksel Electric Tbk	VOKS	1
No.	Nama Perusahaan	Kode Perusahaan	2018
82	Tri Banyan Tirta Tbk	ALTO	1
83	Campina Ice Cream Industry Tbk	CAMP	1
84	Wilmar Cahaya Indonesia Tbk	CEKA	1
85	Sariguna Primatirta Tbk	CLEO	1
86	Delta Djakarta Tbk	DLTA	1
87	Buyung Poetra Sembada Tbk	HOKI	1
88	Indofood CBP Sukses Makmur Tbk	ICBP	1
89	Indofood Sukses Makmur Tbk	INDF	1
90	Multi Bintang Indonesia Tbk	MLBI	1
91	Mayora Indah Tbk	MYOR	1
92	Prima Cakrawala Abadi Tbk	PCAR	0
93	Prasidha Anek Niaga Tbk	PSDN	1
94	Nippon Indosari Corporindo Tbk	ROTI	1
95	Sekar Bumi Tbk	SKBM	1
96	Sekar Laut Tbk	SKLT	1
97	Siantar Top Tbk	STTP	1
98	Ultra Jaya Milk Industry & Trading Company Tbk	ULTJ	1
99	Gudang Garam Tbk	GGRM	1
100	H.M. Sampoerna Tbk	HMSP	1
101	Bentoel Internasional Investama Tbk	RMBA	1
102	Wismilak Inti Makmur Tbk	WIIM	1
103	Darya-Varia Laboratoria Tbk	DVLA	1
104	Indofarma (Persero) Tbk	INAF	1
105	Kimia Farma Tbk	KAEF	1
106	Kalbe Farma Tbk	KLBF	1
107	Merck Tbk	MERK	1
108	Pyridam Farma Tbk	PYFA	1
109	Industri Jamu dan Farmasi Sido Muncul Tbk	SIDO	1
110	Tempo Scan Pacific Tbk	TSPC	1
111	Akasha Wira International Tbk, PT	ADES	1

112	Kino Indonesia Tbk	KINO	1
113	Martina Berto Tbk	MBTO	1
114	Mustika Ratu Tbk	MRAT	1
115	Mandom Indonesia Tbk	TCID	1
116	Unilever Indonesia Tbk	UNVR	1
117	Chitose Internasional Tbk	CINT	1
118	Kedaung Indah Can Tbk	KICI	1
119	Langgeng Makmur Industri Tbk	LMPI	1
120	Integra Indocabinet Tbk	WOOD	1
121	Hartadinata Abadi Tbk	HRTA	1

LAMPIRAN 8
HASIL PERHITUNGAN *AUDIT DELAY*

AUDIT DELAY TAHUN 2016

No.	Kode	2016	Hari
1	INTP	13 Maret 2017	72
2	SMBR	14 Februari 2017	72
3	SMCB	23 Februari 2017	72
4	SMGR	17 Februari 20117	72
5	WSBP	02 Februari 2017	72
6	WTON	10 Februari 2017	41
7	AMFG	29 Maret 2017	88
8	ARNA	08 Maret 2017	67
9	IKAI	29 Maret 2017	88
10	KIAS	30 Maret 2017	89
11	MARK	12 Maret 2017	71
12	MLIA	27 Maret 2017	86
13	TOTO	27 Maret 2017	86
14	ALKA	27 Maret 2017	86
15	ALMI	27 Maret 2017	86
16	BAJA	15 Maret 2017	74
17	BTON	23 Maret 2017	82
18	GDST	21 Maret 2017	80
19	INAI	23 Maret 2017	82
20	ISSP	28 April 2017	118
21	JKSW	30 Maret 2017	89
22	LION	15 Maret 2017	74
23	LMSH	15 Maret 2017	74
24	PICO	29 Maret 2017	88
25	AGII	01 Maret 2017	60
26	BUDI	20 Maret 2017	79
27	DPNS	20 Maret 2017	79
28	EKAD	17 Maret 2017	76
29	ETWA	19 Mei 2017	139

30	INCI	24 Maret 2017	83
31	MDKI	26 April 2017	116
32	SRSN	17 Maret 2017	76
33	AKKU	27 Maret 2017	86
34	AKPI	22 Maret 2017	81
35	APLI	14 Maret 2017	73
36	BRNA	27 Maret 2017	86
37	IGAR	17 Februari 2017	48
38	IMPC	24 Maret 2017	83
39	PBID	22 Maret 2017	81
40	SIMA	22 Maret 17	81
No.	Kode	2016	Hari
41	TALF	21 Maret 2017	80
42	TRST	17 Maret 2017	76
43	YPAS	10 Maret 2017	69
44	CPIN	29 Maret 2017	88
45	JPFA	27 Febuari 2017	58
46	MAIN	29 Maret 2017	88
47	SIPD	17 Maret 2017	76
48	TIRT	23 Maret 2017	82
49	ALDO	17 Maret 2017	76
50	FASW	21 Februari 2017	52
51	KBRI	30 Maret 2017	89
52	KDSI	28 Februari 2017	59
53	SPMA	29 Maret 2017	88
54	KMTR	22 Februari 2017	53
55	AMIN	12 April 2017	102
56	KRAH	28 April 2017	118
57	ASII	27 Februari 2017	58
58	AUTO	20 Februari 2017	51
59	BOLT	14 Februari 2017	45
60	GJTL	24 Maret 2017	83
61	IMAS	23 Maret 2017	82
62	INDS	24 Maret 2017	83
63	LPIN	29 Maret 2017	88
64	NIPS	19 Mei 2017	139
65	PRAS	20 Maret 2017	79
66	SMSM	29 Maret 2017	88
67	BELL	05 April 2017	95
68	HDTX	07 Maret 2017	66
69	MYTX	15 Juni 2017	166
70	RICY	21 Maret 2017	80

71	SSTM	27 Maret 2017	86
72	STAR	30 Maret 2017	89
73	TRIS	22 Maret 2017	81
74	UNIT	23 Maret 2017	82
75	BATA	30 Maret 2017	89
76	BIMA	27 Maret 2017	86
77	JECC	27 Maret 2017	86
78	KBLI	21 Maret 2017	80
79	KBLM	24 Maret 2017	83
80	SCCO	17 Maret 2017	76
81	VOKS	17 Maret 2017	76
No.	Kode	2016	Hari
82	ALTO	29 Mei 2017	149
83	CAMP	29 Maret 2017	88
84	CEKA	21 Maret 2017	80
85	CLEO	08 Maret 2017	67
86	DLTA	24 Maret 2017	83
87	HOKI	23 Maret 2017	82
88	ICBP	20 Maret 2017	79
89	INDF	20 Maret 2017	79
90	MLBI	28 Februari 2017	59
91	MYOR	15 Maret 2017	74
92	PCAR	16 Maret 2017	75
93	PSDN	27 Maret 2017	86
94	ROTI	08 Maret 2017	67
95	SKBM	27 Maret 2017	86
96	SKLT	15 Maret 2017	74
97	STTP	06 Juni 2017	157
98	ULTJ	22 Maret 2017	81
99	GGRM	22 Maret 2017	81
100	HMSP	06 Maret 2017	65
101	RMBA	26 Maret 2017	85
102	WIIM	27 Maret 2017	86
103	DVLA	09 Maret 2017	68
104	INAF	28 Februari 2017	59
105	KAEF	07 Maret 2017	66
106	KLBF	17 Maret 2017	76
107	MERK	01 Maret 2017	60
108	PYFA	21 Maret 2017	80
109	SIDO	22 Maret 2017	81
110	TSPC	15 Maret 2017	74
111	ADES	24 Maret 2017	83

112	KINO	20 Maret 2017	79
113	MBTO	20 Maret 2017	79
114	MRAT	24 Maret 2017	83
115	TCID	03 Maret 2017	62
116	UNVR	17 Maret 2017	76
117	CINT	22 Maret 2017	81
118	KICI	09 Maret 2017	68
119	LMPI	21 Maret 2017	80
120	WOOD	22 Maret 2017	81
121	HRTA	27 Maret 2017	86

AUDIT DELAY TAHUN 2017

No.	Kode	2017	Hari
1	INTP	15 Maret 2018	74
2	SMBR	22 Januari 2018	22
3	SMCB	12 Maret 2018	71
4	SMGR	23 Februari 2018	54
5	WSBP	28 Febari 2018	59
6	WTON	12 Februari 2018	43
7	AMFG	29 Maret 2018	88
8	ARNA	01 Maret 2018	60
9	IKAI	22 Maret 2018	81
10	KIAS	28 Maret 2018	87
11	MARK	12 Maret 2018	71
12	MLIA	09 Maret 2018	68
13	TOTO	20 Maret 2018	79
14	ALKA	27 Maret 2018	86
15	ALMI	23 Maret 2018	82
16	BAJA	12 Maret 2018	71
17	BTON	22 Maret 2018	81
18	GDST	22 Maret 2018	81
19	INAI	16 Maret 2018	75
20	ISSP	26 Maret 2018	85
21	JKSW	26 Maret 2018	85
22	LION	14 Maret 2018	73
23	LMSH	15 Maret 2018	74
24	PICO	02 Maret 2018	61
25	AGII	26 Maret 2018	85
26	BUDI	19 Maret 2018	78
27	DPNS	20 Maret 2018	79
28	EKAD	23 Maret 2018	82
29	ETWA	21 Mei 2018	141

30	INCI	26 Maret 2018	85
31	MDKI	27 Maret 2018	86
32	SRSN	12 Maret 2018	71
33	AKKU	23 Maret 2018	82
34	AKPI	23 Maret 2018	82
35	APLI	23 Maret 2018	82
36	BRNA	27 Maret 2018	86
37	IGAR	19 Maret 2018	78
38	IMPC	22 Maret 2018	81
39	PBID	02 Maret 2018	61
40	SIMA	27 Maret 2018	86
No.	Kode	2017	Hari
41	TALF	16 Maret 2018	75
42	TRST	29 Maret 2018	88
43	YPAS	09 Maret 2018	68
44	CPIN	27 Maret 2018	86
45	JPFA	28 Februari 2018	59
46	MAIN	09 April 2018	99
47	SIPD	16 Maret 2018	75
48	TIRT	21 Maret 2018	79
49	ALDO	15 Februari 2018	46
50	FASW	19 Februari 2018	50
51	KBRI	23 Maret 2018	82
52	KDSI	26 Februari 2018	57
53	SPMA	27 Maret 2018	86
54	KMTR	19 Februari 2018	50
55	AMIN	23 April 2018	113
56	KRAH	26 April 2018	116
57	ASII	27 Februari 2018	58
58	AUTO	20 Februari 2018	51
59	BOLT	02 Maret 2018	61
60	GJTL	23 Maret 2018	82
61	IMAS	22 Maret 2018	81
62	INDS	26 Maret 2018	85
63	LPIN	29 Maret 2018	88
64	NIPS	12 Mei 2018	132
65	PRAS	23 Maret 2018	82
66	SMSM	26 Maret 2018	85
67	BELL	20 Maret 2018	79
68	HDTX	21 Maret 2018	80
69	MYTX	26 April 2018	116
70	RICY	23 Maret 2018	82

71	SSTM	10 Juli 2018	191
72	STAR	27 Maret 2018	86
73	TRIS	26 Maret 2018	85
74	UNIT	16 Maret 2018	75
75	BATA	29 Maret 2018	88
76	BIMA	29 Maret 2018	88
77	JECC	27 Maret 2018	86
78	KBLI	28 Maret 2018	87
79	KBLM	27 Maret 2018	86
80	SCCO	23 Maret 2018	82
81	VOKS	26 Maret 2018	85
No.	Kode	2017	Hari
82	ALTO	04 April 2018	94
83	CAMP	29 Maret 2018	88
84	CEKA	07 Maret 2018	66
85	CLEO	09 Maret 2018	68
86	DLTA	26 Maret 2018	85
87	HOKI	23 Maret 2018	82
88	ICBP	16 Maret 2018	75
89	INDF	16 Maret 2018	75
90	MLBI	22 Februari 2018	53
91	MYOR	15 Maret 2018	74
92	PCAR	02 April 2018	92
93	PSDN	26 Maret 2018	85
94	ROTI	26 Maret 2018	85
95	SKBM	22 Maret 2018	81
96	SKLT	14 Maret 2018	73
97	STTP	28 Maret 2018	87
98	ULTJ	21 Maret 2018	80
99	GGRM	26 Maret 2018	85
100	HMSP	06 Maret 2018	65
101	RMBA	26 Maret 2018	85
102	WIIM	22 Maret 2018	81
103	DVLA	09 Maret 2018	68
104	INAF	12 Maret 2018	71
105	KAEF	07 Maret 2018	66
106	KLBF	27 Maret 2018	86
107	MERK	01 Maret 2018	60
108	PYFA	14 Maret 2018	73
109	SIDO	28 Maret 2018	87
110	TSPC	16 Maret 2018	75
111	ADES	23 Maret 2018	82

112	KINO	20 Maret 2018	79
113	MBTO	27 Maret 2018	86
114	MRAT	20 Maret 2018	79
115	TCID	02 Maret 2018	61
116	UNVR	26 Februari 2018	85
117	CINT	20 Maret 2018	79
118	KICI	06 Maret 2018	61
119	LMPI	02 April 2018	92
120	WOOD	22 Maret 2018	81
121	HRTA	27 Maret 2018	86

AUDIT DELAY TAHUN 2018

No.	Kode	2018	Hari
1	INTP	19Maret 2019	78
2	SMBR	14 Februari 2019	45
3	SMCB	29 Maret 2019	88
4	SMGR	30 Maret 2019	89
5	WSBP	20 Februari 2019	51
6	WTON	22 Februari 2019	53
7	AMFG	29 Maret 2019	88
8	ARNA	01 Februari 2019	32
9	IKAI	28 Maret 2019	87
10	KIAS	28 Maret 2019	87
11	MARK	15 Maret 2019	74
12	MLIA	22 Maret 2019	81
13	TOTO	25 Maret 2019	84
14	ALKA	27 Maret 2019	86
15	ALMI	20 Maret 2019	79
16	BAJA	25 Maret 2019	84
17	BTON	11 April 2019	70
18	GDST	11 April 2019	70
19	INAI	22 Maret 2019	81
20	ISSP	25 Maret 2019	84
21	JKSW	27 Maret 2019	86
22	LION	15 Maret 2019	74
23	LMSH	18 Maret 2019	77
24	PICO	20 Maret 2019	79
25	AGII	28 Maret 2019	87
26	BUDI	20 Maret 2019	79
27	DPNS	20 Maret 2019	79

28	EKAD	15 Maret 2019	74
29	ETWA	25 Juni 2019	176
30	INCI	25 Maret 2019	84
31	MDKI	27 Maret 2019	86
32	SRSN	27 Maret 2019	86
33	AKKU	16 April 2019	106
34	AKPI	26 Maret 2019	85
35	APLI	28 Maret 20119	87
36	BRNA	02 Maret 2019	92
37	IGAR	27 Maret 2019	86
38	IMPC	22 Maret 2019	81
39	PBID	20 Maret 2019	79
No.	Kode	2018	Hari
40	SIMA	20 Maret 2019	79
41	TALF	11 Maret 2019	70
42	TRST	25 Maret 2019	84
43	YPAS	10 Maret 2019	69
44	CPIN	29 Maret 2019	88
45	JPFA	05 Maret 2019	64
46	MAIN	29 Maret 2019	88
47	SIPD	21 Maret 2019	79
48	TIRT	25 Maret 2019	84
49	ALDO	15 Maret 2019	74
50	FASW	08 Februari 2019	39
51	KBRI	27 Maret 2019	86
52	KDSI	11 Maret 2019	70
53	SPMA	28 Maret 2019	87
54	KMTR	22 Februari 2019	53
55	AMIN	24 April 2019	114
56	KRAH	21 Mei 2019	141
57	ASII	27 Februari 2019	58
58	AUTO	20 Februari 2019	51
59	BOLT	15 Maret 2019	74
60	GJTL	28 Maret 2019	87
61	IMAS	28 Maret 2019	87
62	INDS	25 Maret 2019	84
63	LPIN	28 Maret 2019	87
64	NIPS	15 Mei 2019	135
65	PRAS	25 Maret 2019	84
66	SMSM	27 Maret 2019	86
67	BELL	26 Maret 2019	85
68	HDTX	29 Maret 2019	88

69	MYTX	27 Mei 2019	147
70	RICY	22 Maret 2019	81
71	SSTM	27 Maret 2019	86
72	STAR	28 Maret 2019	87
73	TRIS	26 Maret 2019	85
74	UNIT	25 Maret 2019	84
75	BATA	30 Maret 2019	89
76	BIMA	29 Maret 2019	88
77	JECC	27 Maret 2019	86
78	KBLI	27 Maret 2019	86
79	KBLM	25 Maret 2019	84
80	SCCO	25 Maret 2019	84
No.	Kode	2018	Hari
81	VOKS	25 Maret 2019	84
82	ALTO	10 April 2019	100
83	CAMP	29 Maret 2019	88
84	CEKA	15 Maret 2019	74
85	CLEO	08 Maret 2019	67
86	DLTA	28 Maret 2019	87
87	HOKI	25 Maret 2019	84
88	ICBP	19 Maret 2019	78
89	INDF	19 Maret 2019	78
90	MLBI	15 Februari 2019	46
91	MYOR	15 Maret 2019	74
92	PCAR	28 Maret 2019	87
93	PSDN	23 Maret 2019	82
94	ROTI	13 Maret 2019	72
95	SKBM	22 Maret 2019	81
96	SKLT	12 Maret 2019	71
97	STTP	30 Maret 2019	89
98	ULTJ	25 Maret 2019	84
99	GGRM	25 Maret 2019	84
100	HMSP	21 Maret 2019	79
101	RMBA	28 Maret 2019	87
102	WIIM	18 Maret 2019	77
103	DVLA	22 Maret 2019	81
104	INAF	28 Maret 2019	87
105	KAEF	22 Februari 2019	53
106	KLBF	27 Maret 2019	86
107	MERK	15 Maret 2019	74
108	PYFA	18 Maret 2019	77
109	SIDO	15 Februari 2019	46

110	TSPC	15 Maret 2019	74
111	ADES	15 Maret 2019	74
112	KINO	25 Maret 2019	84
113	MBTO	13 Maret 2019	72
114	MRAT	18 April 2019	108
115	TCID	01 Maret 2019	60
116	UNVR	31 Januari 2019	31
117	CINT	15 Maret 2019	74
118	KICI	08 Maret 2019	67
119	LMPI	22 Maret 2019	81
120	WOOD	22 Maret 2019	81
121	HRTA	27 Maret 2019	86

Descriptive Statistics

	N	Minimum	Maximum	Mean	Std. Deviation
X2	363	-.8545	5.0983	.110494	.3419991
X3	363	-.5485	.9210	.051394	.1169832
X4	363	.0019	3.5933	.501931	.3807058
Y	363	22	191	80.44	18.708
Valid N (listwise)	363				

X1

		Frequency	Percent	Valid Percent	Cumulative Percent
Valid	0	359	98.9	98.9	98.9
	1	4	1.1	1.1	100.0
	Total	363	100.0	100.0	

X5

		Frequency	Percent	Valid Percent	Cumulative Percent
Valid	0	15	4.1	4.1	4.1
	1	348	95.9	95.9	100.0
	Total	363	100.0	100.0	

One-Sample Kolmogorov-Smirnov Test

		Unstandardized Residual
N		363
Normal Parameters ^{a,b}	Mean	.0000000
	Std. Deviation	17.85083424
Most Extreme Differences	Absolute	.168
	Positive	.168
	Negative	-.094
Test Statistic		.168
Asymp. Sig. (2-tailed)		.000 ^c

a. Test distribution is Normal.

b. Calculated from data.

c. Lilliefors Significance Correction.

Coefficients^a

Model		Unstandardized Coefficients		Standardized Coefficients	t	Sig.
		B	Std. Error	Beta		
1	(Constant)	15.083	3.690		4.088	.000
	X1	.991	6.907	.007	.144	.886
	X2	-1.118	2.128	-.028	-.525	.600
	X3	5.562	6.464	.047	.860	.390
	X4	6.754	1.963	.186	3.441	.001
	X5	-7.687	3.616	-.111	-2.126	.034

a. Dependent Variable: ABS_RES

Coefficients^a

Model		Unstandardized Coefficients		Standardized	t	Sig.	Collinearity Statistics	
		B	Std. Error	Coefficients Beta			Tolerance	VIF
1	(Constant)	87.330	4.875		17.914	.000		
	X1	-18.415	9.126	-.103	-2.018	.044	.981	1.020
	X2	.018	2.811	.000	.006	.995	.966	1.035
	X3	-32.899	8.541	-.206	-3.852	.000	.894	1.118
	X4	6.462	2.593	.132	2.492	.013	.916	1.092
	X5	-8.599	4.778	-.092	-1.800	.073	.984	1.016

a. Dependent Variable: Y

Coefficients^a

Model		Unstandardized Coefficients		Standardized	t	Sig.
		B	Std. Error	Coefficients Beta		
1	(Constant)	87.330	4.875		17.914	.000
	X1	-18.415	9.126	-.103	-2.018	.044
	X2	.018	2.811	.000	.006	.995
	X3	-32.899	8.541	-.206	-3.852	.000
	X4	6.462	2.593	.132	2.492	.013
	X5	-8.599	4.778	-.092	-1.800	.073

a. Dependent Variable: Y

Runs Test

	Unstandardized Residual
Test Value ^a	.21065
Cases < Test Value	181
Cases >= Test Value	182
Total Cases	363
Number of Runs	176
Z	-.683
Asymp. Sig. (2-tailed)	.495

a. Median

Model Summary^b

Model	R	R Square	Adjusted R Square	Std. Error of the Estimate
1	.299 ^a	.089	.077	17.975

a. Predictors: (Constant), X5, X2, X4, X1, X3

b. Dependent Variable: Y

ANOVA^a

Model		Sum of Squares	df	Mean Square	F	Sig.
1	Regression	11337.229	5	2267.446	7.017	.000 ^b
	Residual	115352.126	357	323.115		
	Total	126689.355	362			

a. Dependent Variable: Y

b. Predictors: (Constant), X5, X2, X4, X1, X3

Coefficients^a

Model		Unstandardized Coefficients		Standardized Coefficients	t	Sig.
		B	Std. Error	Beta		
1	(Constant)	87.330	4.875		17.914	.000
	X1	-18.415	9.126	-.103	-2.018	.044
	X2	.018	2.811	.000	.006	.995
	X3	-32.899	8.541	-.206	-3.852	.000
	X4	6.462	2.593	.132	2.492	.013
	X5	-8.599	4.778	-.092	-1.800	.073

a. Dependent Variable: Y

JADWAL PENULISAN SKRIPSI

KETERANGAN	SEPTEMBER					OKTOBER					NOVEMBER					DESEMBER					JANUARI				
	1	2	3	4	5	1	2	3	4	5	1	2	3	4	5	1	2	3	4	5	1	2	3	4	5
Penulisan Proposal																									
Presentasi Proposal																									
Pengumpulan Data																									
Analisis Data																									
Penulisan Skripsi																									
Penyerahan Skripsi																									

SURAT PERNYATAAN

Yang bertanda tangan di bawah ini :

Nama : Christine Natalia Bana
Alamat : BTN Kolhwa blok E.36, Kupang, NTT
NIM : 2016310029
Jurusan : Akuntansi
Program Studi : Sarjana

Dengan ini menyatakan bahwa Skripsi saya yang berjudul:

“Faktor-Faktor yang Mempengaruhi *Audit Delay* Pada Perusahaan Manufaktur yang Terdaftar di Bursa Efek Indonesia”

adalah benar-benar merupakan karya saya sendiri dan bukan jiplakan (*plagiat*) dari karya orang lain serta bukan hasil dibuatkan oleh orang lain/pihak lain. Apabila di kemudian hari ternyata pernyataan saya tersebut tidak benar, maka saya bersedia menerima sanksi berupa pembuatan Skripsi beserta segala hal yang terkait dengan Skripsi tersebut.

Demikian surat pernyataan ini saya buat dengan sebenarnya.

Surabaya, 01 Juli 2020

Yang Menyatakan,





Christine Natalia Bana



BERITA ACARA PERBAIKAN PROPOSAL SKRIPSI

Pada hari Ini, Senin, tanggal 28 Oktober 2019 telah dilakukan evaluasi proposal skripsi

Nama : CHRISTINE NATALIA BANA
 N I M : 2016310029
 Program Pendidikan : S1 Akuntansi
 dengan saran perbaikan/revisi sebagai berikut :




No.	Halaman	ACC Pengu
<p>Pak Nanang Shonhadji</p> <ol style="list-style-type: none"> 1. Perbaiki redaksional penulisan misal. Wicaksono 2. Perbaiki telisik penulisan ul tabel jangan terlalu panjang. 3. Tambahkan variabel independen <p>Bai Nur Suci</p> <ol style="list-style-type: none"> 1. Perbaiki pendahuluan. 2. Teori sinyal dijelaskan di awal al hub. atau variabel. 3. Perbaiki bahasa penulisan. 		 28/10/2019

Perubahan Judul : ADA / TIDAK ADA *)

Judul Baru :

Tim Evaluator Proposal

Tanda Tangan

1. Dr. NANANG SHONHADJI, S.E., Ak., M.Si., CA., CIBA., CMA	1. 
2. Dra. NUR SUCI I. MEI MURNI, Ak., M.M.CA	2. 
3. Dr. KAUTSAR RIZA SALMAN, SE, MSA., Ak., BKP., SAS., CA.	3. 



Yayasan Pendidikan Perbanas Jawa Timur
 Sekolah Tinggi Ilmu Ekonomi Perbanas Surabaya
 Jalan Nginden Semolo 34-36 Surabaya, Telp. (031)5947151 - 52 / Fax. (031)5935937

DAFTAR PERBAIKAN SKRIPSI

Ujian ke -

Nama : CHRISTINE NATALIA BANA
 NIM : 2016310029
 Program Pendidikan : S1 Akuntansi
 Hari, tanggal : Senin, 10 Februari 2020

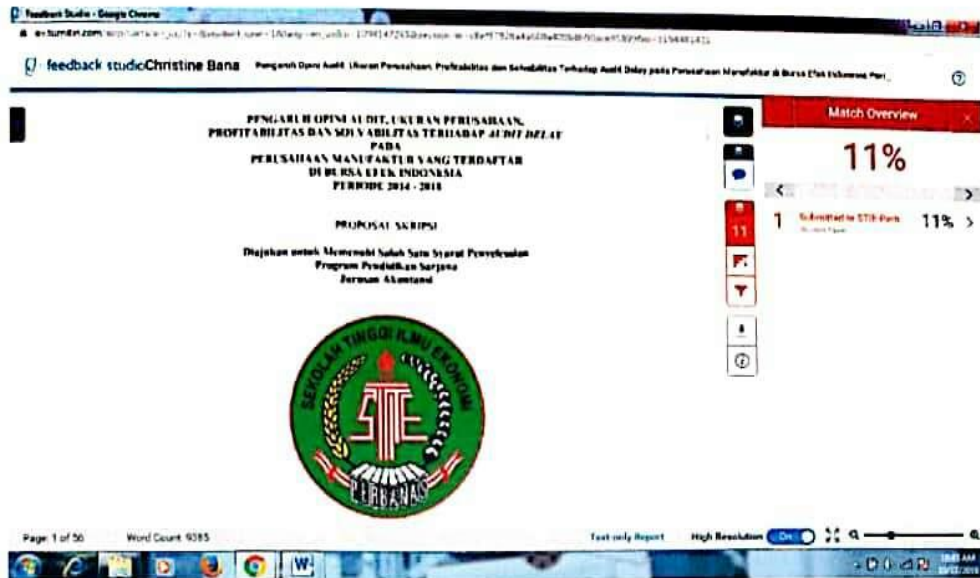
No.	Halaman	ACC Penguji
<u>Dr. Nauang Shonhadji</u>		
1.		
1. Tambahkan pembaharan pengaruh opini led audit delay.		
2. Tambahkan pembaharan pengaruh solvabilitas led audit delay. (tambahkan 5 kol.)		
<u>Dra. Nur Suci I. Mei Murwi</u>		
1.		
1. Tambahkan dlm analisis deskriptif w/ ukuran perut dg skor negatif, juga w/ grafik 4-2 perbaikan.		
2.		
2. Perbaiki rumus lampiran dlm Tabel 4.1. & penulisan dlm analisis deskriptif w/ profitabilitas, solvabilitas khusus w/ skor negatif.		
3.		
3. Perbaiki penulisan daftar pustaka.		

Perubahan Judul : ADA / TIDAK ADA *)

Judul Baru :

Mengetahui,
 Dosen Pembimbing

Tim Penguji,
 Sekretaris



Dosen Pembimbing,

(Dr. Kautsar Riza Salmaw, SE., MSA., Ak., BKP., SAS., CA.)

Ketua Program Sarjana Akuntansi

(Dr. Nanang Shonhadji, S.E., Ak., M.Si., CA., CIBA., CMA)