

Lampiran 1

**Dewan Direksi  
Perusahaan Perbankan Devisa  
Tahun 2013-2017**

No.	Perusahaan	2013	2014	2015	2016	2017
1.	AGRS	5	5	4	4	4
2.	INPC	6	7	7	6	8
3.	ARTO	3	3	3	3	3
4.	BTPN	10	9	11	7	7
5.	BBKP	7	7	7	7	7
6.	BNBA	3	3	3	3	3
7.	BACA	4	5	5	5	5
8.	BBCA	10	10	10	11	11
9.	MCOR	5	5	5	8	6
10.	BNGA	12	11	11	10	11
11.	BDMN	11	9	7	7	7
12.	DNAR	3	3	3	3	3
13.	BGTG	3	6	5	5	4
14.	BBHI	3	3	5	5	4
15.	BINA	3	3	3	4	4
16.	BCIC	5	5	4	7	7
17.	BMAS	4	4	4	4	4
18.	MAYA	6	6	8	9	8
19.	BNII	8	8	9	8	7
20.	MEGA	13	9	10	8	7
21.	BBMD	4	5	5	5	5
22.	NAGA	3	3	3	3	3
23.	BABP	3	6	5	5	4
24.	NOBU	5	4	5	5	5
25.	NISP	11	10	10	10	10
26.	BSWD	5	5	5	5	4
27.	PNBN	11	11	12	12	12
28.	PNBS	4	4	4	4	3
29.	BNLI	10	9	10	10	9
30.	BKSW	7	6	7	6	6
31.	AGRO	5	5	5	5	5
32.	BSIM	6	6	8	8	6
33.	BVIC	7	6	6	5	5
34.	SDRA	4	6	6	7	7
35.	BBYB	4	5	5	5	5

**Lampiran 2****Return On Assets  
Perusahaan Perbankan Devisa  
Tahun 2013-2017**

<b>No.</b>	<b>Perusahaan</b>	<b>2013</b>	<b>2014</b>	<b>2015</b>	<b>2016</b>	<b>2017</b>
1.	AGRS	0,57%	0,17%	0,15%	0,15%	-0,19%
2.	INPC	1,39%	0,77%	0,34%	0,35%	0,31%
3.	ARTO	0,48%	0,25%	0,01%	-4,89%	-1,48%
4.	BTPN	4,12%	3,39%	3,00%	2,85%	2,03%
5.	BBKP	1,75%	1,14%	1,25%	0,43%	0,11%
6.	BNBA	1,95%	1,37%	1,18%	1,50%	1,74%
7.	BACA	1,31%	1,07%	0,98%	0,89%	0,70%
8.	BBCA	3,59%	3,75%	3,81%	3,05%	3,11%
9.	MCOR	1,50%	0,73%	0,96%	0,65%	0,48%
10.	BNGA	2,66%	1,37%	0,24%	1,18%	1,56%
11.	BDMN	3,00%	1,82%	1,74%	2,52%	3,01%
12.	DNAR	1,13%	0,25%	0,87%	0,74%	0,51%
13.	BGTG	0,94%	0,19%	0,37%	1,24%	1,48%
14.	BBHI	0,98%	-0,89%	-2,89%	0,53%	0,62%
15.	BINA	0,79%	1,09%	1,02%	0,97%	0,78%
16.	BCIC	-7,64%	-5,30%	-4,94%	-4,43%	0,69%
17.	BMAS	1,01%	0,71%	1,02%	1,68%	1,54%
18.	MAYA	2,12%	1,58%	1,86%	1,79%	1,22%
19.	BNII	1,55%	0,68%	0,98%	1,57%	1,45%
20.	MEGA	1,05%	0,99%	1,82%	2,19%	2,00%
21.	BBMD	5,19%	3,64%	3,43%	2,27%	2,99%
22.	NAGA	0,33%	0,47%	0,72%	0,74%	0,35%
23.	BABP	-0,81%	-0,74%	0,09%	0,10%	-8,46%
24.	NOBU	0,51%	0,35%	0,34%	0,44%	0,40%
25.	NISP	1,57%	1,72%	1,66%	1,70%	1,87%
26.	BSWD	3,04%	2,73%	-0,78%	-13,35%	-3,29%
27.	PNBN	1,98%	2,13%	1,34%	1,66%	1,39%
28.	PNBS	0,72%	1,54%	1,06%	0,32%	-11,30%
29.	BNLI	1,39%	1,10%	0,16%	-5,22%	0,64%
30.	BKSW	0,05%	0,78%	0,81%	-3,55%	-3,86%
31.	AGRO	1,40%	1,28%	1,32%	1,24%	1,19%
32.	BSIM	1,64%	0,94%	0,86%	1,58%	1,34%
33.	BVIC	1,72%	0,57%	0,40%	0,36%	0,61%
34.	SDRA	2,04%	1,15%	1,81%	1,37%	1,62%
35.	BBYB	0,78%	0,59%	1,01%	2,23%	0,40%

Lampiran 3

**Kepemilikan Saham Publik  
Perusahaan Perbankan Devisa  
Tahun 2013-2017**

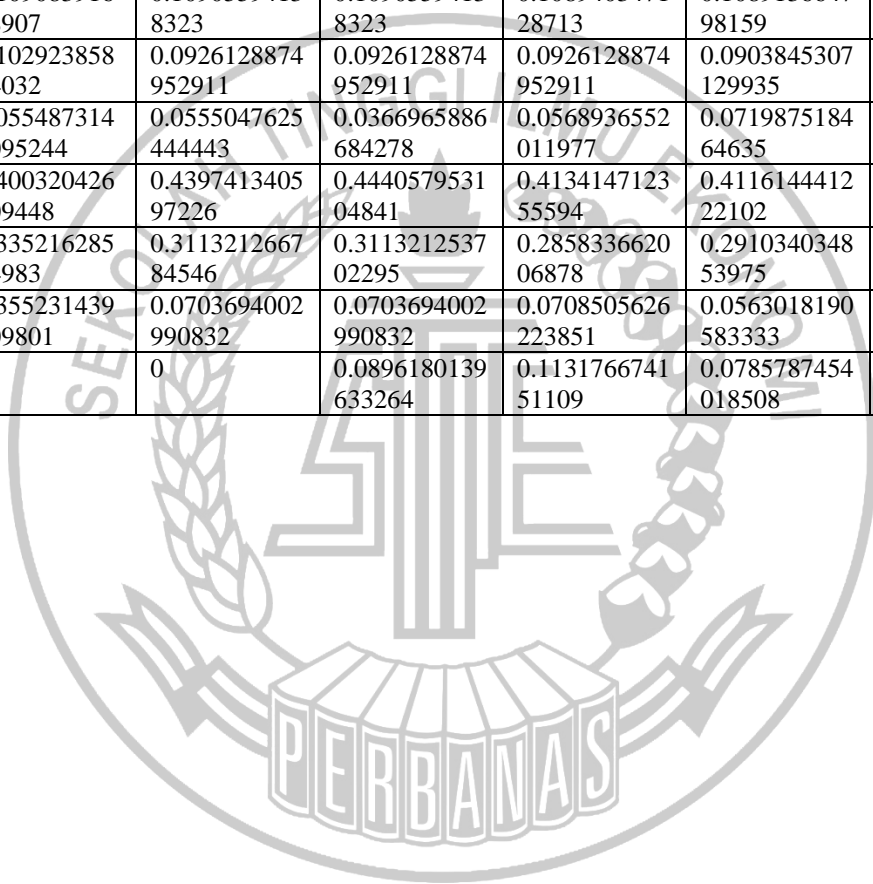
No.	Perusahaan	2013	2014	2015	2016	2017
1.	AGRS	0,00%	14,81%	8,71%	8,67%	8,67%
2.	INPC	48,84%	48,84%	48,84%	41,95%	41,95%
3.	ARTO	0,00%	0,00%	0,00%	7,44%	20,00%
4.	BTPN	32,89%	32,32%	29,98%	28,35%	36,20%
5.	BBKP	42,94%	40,33%	40,46%	40,46%	40,46%
6.	BNBA	9,09%	9,09%	9,09%	9,09%	9,09%
7.	BACA	38,82%	45,85%	46,52%	54,07%	54,08%
8.	BBCA	50,83%	50,84%	50,84%	50,88%	43,10%
9.	MCOR	13,57%	13,58%	23,78%	10,52%	12,60%
10.	BNGA	3,08%	3,08%	3,08%	8,23%	7,46%
11.	BDMN	25,96%	25,66%	25,64%	25,89%	20,93%
12.	DNAR	0,00%	22,22%	22,22%	22,22%	22,22%
13.	BGTG	0,00%	0,00%	0,00%	27,52%	49,59%
14.	BBHI	0,00%	0,00%	21,92%	21,92%	19,93%
15.	BINA	0,00%	38,38%	38,38%	0,97%	0,97%
16.	BCIC	0,00%	0,00%	0,00%	0,00%	0,00%
17.	BMAS	19,99%	6,51%	6,50%	6,45%	5,58%
18.	MAYA	14,51%	14,17%	12,43%	11,86%	12,97%
19.	BNII	2,71%	2,71%	2,71%	2,71%	2,71%
20.	MEGA	42,18%	42,18%	42,18%	42,18%	41,99%
21.	BBMD	10,51%	10,51%	10,51%	10,51%	10,51%
22.	NAGA	12,32%	12,32%	12,32%	12,32%	12,32%
23.	BABP	24,64%	54,74%	31,46%	38,33%	46,08%
24.	NOBU	16,35%	15,72%	15,72%	15,27%	15,27%
25.	NISP	14,91%	14,91%	14,91%	14,91%	14,91%
26.	BSWD	5,27%	5,27%	4,39%	4,39%	3,33%
27.	PNBN	15,15%	15,15%	15,15%	15,15%	15,15%
28.	PNBS	0,00%	23,18%	8,64%	9,07%	17,06%
29.	BNLI	10,91%	10,91%	10,91%	10,89%	10,89%
30.	BKSW	10,29%	9,26%	9,26%	9,26%	9,04%
31.	AGRO	5,55%	5,55%	3,67%	5,69%	7,20%
32.	BSIM	40,03%	43,97%	44,41%	41,34%	41,16%
33.	BVIC	33,52%	31,13%	31,13%	28,58%	29,10%
34.	SDRA	35,52%	7,04%	7,04%	7,09%	5,63%
35.	BBYB	0,00%	0,00%	8,96%	11,32%	7,86%

Lampiran 4

**Corporate Social Responsibility  
Perusahaan Perbankan Devisa  
Tahun 2013-2017**

No.	Kode	CSR					
		2013	2014	2015	2016	2017	Rata-Rata
1	AGRS	0	0.148098194060709	0.0871320261416545	0.086743864577014	0.086743864577014	<b>0.0817435898712783</b>
2	INPC	0.488351216921907	0.488351216921907	0.488351216921907	0.419492663292026	0.419492663292026	<b>0.460807795469955</b>
3	AR TO	0	0	0	0.0743916269430052	0.00968233100917431	<b>0.054878325388601</b>
4	BT PN	0.328905337951941	0.323159504652427	0.299769014597975	0.283510088312082	0.362000709377094	<b>0.319468930978304</b>
5	BB KP	0.42941433799742	0.403266189605046	0.404577011278422	0.404577011278422	0.404577011278422	<b>0.409282312287546</b>
6	BN BA	0.0909090909090909	0.0909090909090909	0.0909090909090909	0.0909090909090909	0.0909090909090909	<b>0.0909090909090909</b>
7	BA CA	0.388200887717463	0.458541786646422	0.465209081705339	0.540704819057374	0.540806436642405	<b>0.4786926023538</b>
8	BB CA	0.508257467995349	0.508417018042175	0.508422401816101	0.508840898300183	0.431037806879819	<b>0.492995118606725</b>
9	MC OR	0.135725131758968	0.135808475604935	0.237776465379512	0.10521470267696	0.126043274393318	<b>0.148113609962739</b>
10	BN GA	0.0307693101293038	0.0307693101293038	0.0307693101293038	0.0823033854906943	0.0745678080079458	<b>0.0498358247773103</b>
11	BD MN	0.259602223916445	0.25661693078551	0.25642048800425	0.258906777174593	0.209252585059538	<b>0.248159800988067</b>
12	DN AR	0	0.2222222222222222	0.2222222222222222	0.2222222222222222	0.2222222222222222	<b>0.1777777777777778</b>
13	BG TG	0	0	0	0.275159489076569	0.495858975253824	<b>0.154203692866079</b>
14	BB HI	0	0	0.219178082191781	0.219178082191781	0.199252801992528	<b>0.127521793275218</b>
15	BIN A	0	0.383795238095238	0.383795238095238	0.00968233100917431	0.00968233100917431	<b>0.157391027641765</b>
16	BCI C	0.000041921731938711	0.0000353840944355483	0.0000314578177370186	0.0000314578177370186	0.0000283158454481745	<b>0.0000337074614592942</b>
17	BM AS	0.199948065437549	0.0650767852505843	0.0649940794598805	0.0645359906517788	0.0557992076401765	<b>0.0900708256879938</b>
18	MA YA	0.145093233275783	0.141706366599813	0.124335637916334	0.118572298746985	0.129716071300309	<b>0.131884721567845</b>
19	BNI I	0.0271225902062649	0.027122590226659	0.0271225897355583	0.0271225897207974	0.0271225897207974	<b>0.0271225899212168</b>
20	ME GA	0.421779187884946	0.421779187884946	0.421779187884946	0.421779187884946	0.419882534617244	<b>0.421399857231405</b>
21	BB MD	0.105132160905995	0.105132160905995	0.105132160905995	0.105132160905995	0.105132160905995	<b>0.105132160905995</b>
22	NA GA	0.123218968692449	0.123218968692449	0.123218968692449	0.123218968692449	0.123218968692449	<b>0.123218968692449</b>
23	BA BP	0.246447578337723	0.547396452643496	0.314626802888643	0.383251355058394	0.460806269871341	<b>0.390505691759919</b>

2 4	<b>NO BU</b>	0.163496814 871811	0.1572206256 53801	0.1572206256 53801	0.1527362314 03221	0.1527362314 03221	<b>0.1566821057 97171</b>
2 5	<b>NIS P</b>	0.149077248 125146	0.1490812018 76545	0.1490812018 76545	0.1490713931 56253	0.1490713931 56253	<b>0.1490764876 38148</b>
2 6	<b>BS WD</b>	0.052661866 359447	0.0526618663 59447	0.0438849443 164363	0.0438849443 164363	0.0332788180 141819	<b>0.0452744878 731897</b>
2 7	<b>PN BN</b>	0.151479375 000071	0.1514793750 00071	0.1514793750 00071	0.1514793750 00071	0.1514793750 00071	<b>0.1514793750 00071</b>
2 8	<b>PN BS</b>	0	0.2317652861 46523	0.0863759398 755175	0.0906871632 279029	0.1706227919 25971	<b>0.1158902362 35183</b>
2 9	<b>BN LI</b>	0.109083916 18907	0.1090559413 8323	0.1090559413 8323	0.1089403471 28713	0.1089136647 98159	<b>0.1090099621 76481</b>
3 0	<b>BK SW</b>	0.102923858 04032	0.0926128874 952911	0.0926128874 952911	0.0926128874 952911	0.0903845307 129935	<b>0.0942294102 478373</b>
3 1	<b>AG RO</b>	0.055487314 7095244	0.0555047625 444443	0.0366965886 684278	0.0568936552 011977	0.0719875184 64635	<b>0.0553139679 176458</b>
3 2	<b>BSI M</b>	0.400320426 909448	0.4397413405 97226	0.4440579531 04841	0.4134147123 55594	0.4116144412 22102	<b>0.4218297748 37842</b>
3 3	<b>BVI C</b>	0.335216285 74983	0.3113212667 84546	0.3113212537 02295	0.2858336620 06878	0.2910340348 53975	<b>0.3069453006 19505</b>
3 4	<b>SD RA</b>	0.355231439 409801	0.0703694002 990832	0.0703694002 990832	0.0708505626 223851	0.0563018190 583333	<b>0.1246245243 37737</b>
3 5	<b>BB YB</b>	0	0	0.0896180139 633264	0.1131766741 51109	0.0785787454 018508	<b>0.0562746867 032572</b>



## Lampiran 5

### Deskripsi Statistik

Descriptive Statistics

	N	Minimum	Maximum	Mean	Std. Deviation
Dewan Direksi	175	3.000000	13.000000	6.13142857	2.581963459
Profitabilitas	175	-.133543	.051894	.00705009	.023161765
Kepemilikan Saham Publik	175	.000000	.547396	.18547943	.158388820
CSR	175	.131868	.230769	.19761381	.030665171
Valid N (listwise)	175				




**Lampiran 6**

**Uji Normalitas (*Kolmogorov Smirnov*)**

**One-Sample Kolmogorov-Smirnov Test**

		Unstandardized Residual
N		175
Normal Parameters <sup>a</sup>	Mean	.0000000
	Std. Deviation	.02436116
Most Extreme Differences	Absolute	.069
	Positive	.042
	Negative	-.069
Kolmogorov-Smirnov Z		.908
Asymp. Sig. (2-tailed)		.382



Lampiran 7

Uji Multikolinearitas

Coefficients<sup>a</sup>

Model	Collinearity Statistics	
	Tolerance	VIF
1		
Dewan Direksi	.897	1.115
Profitabilitas	.915	1.093
Kepemilikan Saham Publik	.933	1.072





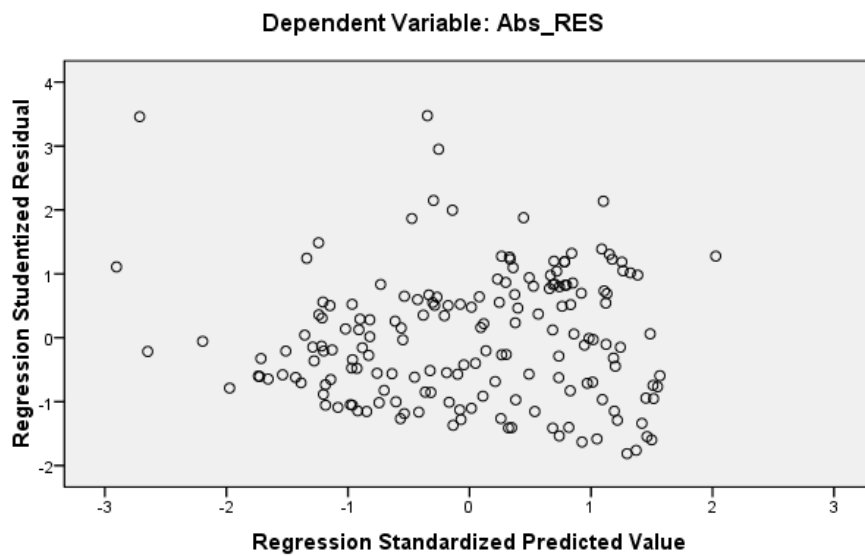
## Lampiran 8

### Uji Heterokedastisitas (Uji Glejser)

Coefficients<sup>a</sup>

Model	Unstandardized Coefficients		Standardized Coefficients	t	Sig.	
	B	Std. Error	Beta			
1	(Constant)	.030	.003		10.933	.000
	Dewan Direksi	-.001	.000	-.273	-3.560	.209
	Profitabilitas	.112	.046	.186	2.445	.374
	Kepemilikan Saham Publik	-.009	.007	-.104	-1.388	.167

Scatterplot



## Lampiran 9

### Analisis Regresi Berganda

Coefficients<sup>a</sup>

Model	Unstandardized Coefficients		Standardized Coefficients	t	Sig.	
	B	Std. Error	Beta			
1	(Constant)	.151	.005		30.193	.000
	Dewan Direksi	.007	.001	.561	8.741	.001
	Profitabilitas	.008	.003	-.502	3.093	.004
	Kepemilikan Saham Publik	.033	.012	.169	2.679	.008



**Lampiran 10**

**Uji Hipotesis : Uji F**

**ANOVA<sup>b</sup>**

Model		Sum of Squares	Df	Mean Square	F	Sig.
1	Regression	.060	3	.020	33.317	.000 <sup>a</sup>
	Residual	.103	171	.001		
	Total	.164	174			



## Lampiran 11

### Koefisien Determinasi


Model Summary<sup>b</sup>

Model	R	R Square	Adjusted R Square	Std. Error of the Estimate
1	.607 <sup>a</sup>	.369	.358	.024573921



**JADWAL PENULISAN SKRIPSI**

KETERANGAN	PEBRUARI				MARET				APRIL				MEI				JUNI				JULI			
	1	2	3	4	1	2	3	4	1	2	3	4	1	2	3	4	1	2	3	4	1	2	3	4
Penulisan Skripsi				■	■	■	■	■																
Presentasi Proposal									■	■														
Pengumpulan Data										■	■	■	■	■										
Analisis Data														■	■	■	■							
Penulisan Laporan Skripsi																			■	■	■	■		
Penyerahan Skripsi																						■	■	



## SURAT PERNYATAAN

Yang bertanda tangan dibawah ini :

Nama : May Rina Setyowati  
Alamat : Dusun Padaringan Timur, RT 09 RW 04, Desa Paberasan  
Kecamatan, Kab Sumenep  
NIM : 2014310185  
Program Studi : Akuntansi  
Program pendidikan : Strata 1

Dengan ini menyatakan bahwa skripsi saya yang berjudul:

“PENGARUH DEWAN DIREKSI, PROFITABILITAS, KEPEMILIKAN SAHAM  
PUBLIK TERHADAP PENGUNGKAPAN *CORPORATE SOCIAL  
RESPONSIBILITY* PADA INDUSTRI PERBANKAN DI INDONESIA YANG  
TERDAFTAR DI BEI”

adalah merupakan hasil penulisan skripsi yang telah saya buat ini merupakan hasil karya sendiri dan benar keasliannya bukan dari dibuatkan dari pihak lain. Apabila ternyata dikemudian hari penulisan skripsi ini merupakan hasil plagiat atas panjiplakan terhadap karya orang lain, maka saya bersedia menerima sanksi dan mempertanggung jawabkan berdasarkan aturan tata tertib skripsi tersebut.

Demikian surat pernyataan ini saya buat dengan sebenarnya

Surabaya, 13 Januari 2020

Yang menyerahkan

  
METERAI  
TEMPEL  
199732270  
6000  
RIBURUPIAH

May Rina Setyowati


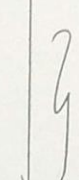

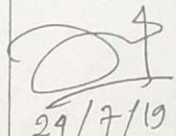


**Yayasan Pendidikan Perbanas Jawa Timur**  
**Sekolah Tinggi Ilmu Ekonomi Perbanas Surabaya**  
 Jalan Nginden Semolo 34-36 Surabaya, Telp. (031)5947151 - 52 / Fax. (031)5935937

**BERITA ACARA PERBAIKAN PROPOSAL SKRIPSI**

Pada hari ini, Kamis, tanggal 25 April 2019 telah dilakukan evaluasi proposal skripsi

Nama : MAY RINA SETYOWATI  
 N I M : 2014310185  
 Program Pendidikan : S1 Akuntansi  
 dengan saran perbaikan/revisi sebagai berikut :

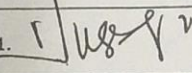


No.	Halaman	ACC Penguji
BU DIAH EKANINGTIAS : - REVISIONAL PENULISAN. - Variabel X dimodifikasi ✓ - Gunaan Kaido keuangan ✓  BU NIAN : - DAFTAR PUSTAKA. - REVISIONAL PENULISAN ✓ . . . .	  	  

Perubahan Judul : ADA / TIDAK ADA \*)

Judul Baru :

Tim Evaluator Proposal

Tanda Tangan


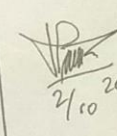
1. Dra. DIAH EKANINGTIAS, Ak.,M.M.	1. 
2. SUPRIYATI, S.E., M.SI., Ak., CA, CTA Dian Oktarina, SE, MM.	2. 
3. Dr. NANANG SHONHADJI, S.E.,Ak.,M.SI., CA., CIBA., CMA	3. 



**DAFTAR PERBAIKAN SKRIPSI**

Ujian ke - 1


Nama : MAY RINA SETYOWATI  
 N I M : 2014310185  
 Program Pendidikan : S1 Akuntansi  
 Hari, tanggal : Selasa, 27 Agustus 2019

No.	Halaman	ACC Penguji
Bu. diah. Eka. - Daftar pustaka. fenomena. - Bank dunia. - Pembahasan diperjelas dgn melihat indikator. pengembangannya. Bu Nurma. - Bab III - Definisi operasional. - Pembahasan diperbaiki - analisis deskriptif - pembahasan.		

Perubahan Judul : ADA / TIDAK ADA \*)

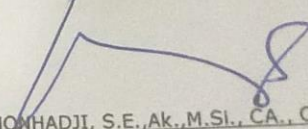
Judul Baru : \_\_\_\_\_

Mengetahui,  
Dosen Pembimbing



Dr. NANANG SHONHADJI, S.E., Ak., M.Si., CA, CIBA., CMA

Tim Penguji,  
Sekretaris



Dr. NANANG SHONHADJI, S.E., Ak., M.Si., CA, CIBA., CM



PENGARUH DEWAN DIREKSI, PROFITABILITAS, KEPEMILIKAN SAHAM PELEBIH TERHADAP PUNGUTAN CORPORATE SOCIAL RESPONSIBILITY PADA BUNDI SUDIR PERBANKAN DI INDONESIA YANG TERDAFTAR DI BEI

PROPOSAL SKRIPSI  
Dipukul untuk Memenuhi Salah Satu Syarat Penerimaan  
Program Pendidikan Sarjana  
Jurusan Akuntansi



Match Overview

14%

1 [iprntb.pertamina.ac.id](#) 14%

Ketua Program Studi Sarjana Akuntansi,

Tanggal, 15 Agustus 2019

Dosen Pembimbing,

Tanggal, 15 Agustus 2019

(Dr Nanang Shonhadji. SE.,Msi.,Ak.,  
Ak.,CA.,CIBA.,CMA)

(Dr Nanang Shonhadji. SE.,Msi.,  
Ak.,CA.,CIBA.,CMA)