

LAMPIRAN 1

DAFTAR NAMA SAMPEL PERUSAHAAN MANUFAKTUR

LAMPIRAN 1

DAFTAR NAMA SAMPEL PERUSAHAAN MANUFAKTUR YANG MEMBAGIKAN DIVIDEN SECARA BERTURUT-TURUT SELAMA 2014-2018

NO.	KODE PERUSAHAAN	NAMA PERUSAHAAN
1	AALI	Astra Agro Lestari Tbk
2	AMFG	Asahimas Flat Glass Tbk
3	ANJT	Austindo Nusantara Jaya
4	ARNA	Arwana Cira Mulia Tbk
5	ASII	Astra International Tbk
6	AUTO	Astra Otoparts Tbk
7	BATA	Sepatu Bata Tbk
8	DLTA	Delta Djakarta Tbk
9	DSNG	Dharma Satya Nusantara
10	DVLA	Darya Varia Laboratoria Tbk
11	EKAD	Ekadharma International Tbk
12	GGRM	Gudang Garam Tbk
13	HMSP	Handjaya Mandala Sampoerna Tbk
14	ICBP	PT Indofood CBP Sukses Makmur Tbk
15	IKBI	Sumi Indo Kabel Tbk
16	IMAS	PT Indomobil Sukses Internasional Tbk
17	INAI	Indal Aluminium Industry Tbk
18	INDF	PT Indofood Sukses Makmur
19	INKP	Indah Kiat Pulp
20	INTP	Indocemenet Tunggal Prakasa Tbk
21	KAEF	Kimia Farma Tbk
22	KBLI	KMI Wire and Cable Tbk
23	KLBF	Kalbe Farma Tbk
24	LION	Lion Metal Works Tbk
25	LMSH	Lionmesh Prima Tbk
26	LSIP	PP London Sumatera Indonesia Tbk
27	MERK	Merck Indonesia Tbk
28	MLBI	Multi Bintang Indonesia
29	MYOR	Mayora Indah Tbk
30	PBRX	Pan Brothers Tbk
31	RICY	Ricky Putra Globalindo Tbk
32	ROTI	PT Nippon Indosari Corporindo Tbk
33	SCCO	Supreme Cable Manufacturing and Commerce Tbk
34	SGRO	Sampoerna Agro Tbk

NO.	KODE PERUSAHAAN	NAMA PERUSAHAAN
35	SIDO	Industri Jamu dan Farmasi Sido Muncul Tbk
36	SIMP	Salis Ivomas Pratama Tbk
37	SKLT	PT Siantar Top Tbk
38	SMBR	Semen Baturaja (Persero) Tbk
39	SMGR	Semen Indonesia (Persero) Tbk
40	SMSM	Selamat Sempurna Tbk
41	SRIL	Sri Rejeki Isman Tbk
42	SSMS	Sawit Sumbermas Sarana
43	TBLA	Tunas Baru Lampung
44	TCID	Mandom Indonesia Tbk
45	TKIM	Pabrik Kertas Tjiwi Kimia
46	TOTO	Surya Toto Indonesia
47	TPIA	Chandra Asri Petrochemical Tbk
48	TRIS	Trisula International Tbk
49	TSPC	Tempo Scan Pasific Tbk
50	UNVR	Unilever Indonesia Tbk

LAMPIRAN 2

**DATA PERHITUNGAN KEBIJAKAN DIVIDEN
PADA TAHUN 2014-2018**

LAMPIRAN 2**PERHITUNGAN KEBIJAKAN DIVIDEN TAHUN 2014**

NO	KODE	NAMA PERUSAHAAN	DPS	EPS	DPR
1	AALI	Astra Agro Lestari Tbk	0,64449	1,66457	0,38718
2	AMFG	Asahimas Flat Glass Tbk	0,08000	1,05676	0,07570
3	ANJT	Austindo Nusantara Jaya	41,93013	101,31179	0,41387
4	ARNA	Arwana Citra Mulia Tbk	16,06096	35,64033	0,45064
5	ASII	Astra International Tbk	0,25198	0,35483	0,71013
6	AUTO	Astra Otoparts Tbk	91,19489	198,43610	0,45957
7	BATA	Sepatu Bata Tbk	0,02989	0,05445	0,54904
8	DLTA	Delta Djakarta Tbk	9,04449	18,79803	0,48114
9	DSNG	Dharma Satya Nusantara	20,00000	306,54998	0,06524
10	DVLA	Darya Varia Laboratoria Tbk	22,08033	72,52231	0,30446
11	EKAD	Ekadharma International Tbk	8,65930	58,32504	0,14847
12	GGRM	Gudang Garam Tbk	0,82266	2,80408	0,29338
13	HMSP	Handjaya Mandala Sampoerna Tbk	4,58489	43,82731	0,10461
14	ICBP	PT Indofood CBP Sukses Makmur Tbk	0,19352	0,43418	0,44572
15	IKBI	Sumi Indo Kabel Tbk	23,49813	83,10501	0,28275
16	IMAS	PT Indomobil Sukses Internasional Tbk	22,33966	-24,26278	-0,92074
17	INAI	Indal Aluminium Industry Tbk	8,00000	69,62974	0,11489
18	INDF	PT Indofood Sukses Makmur	0,14200	0,58611	0,24227

NO	KODE	NAMA PERUSAHAAN	DPS	EPS	DPR
19	INKP	Indah Kiat Pulp	2,15318	23,05874	0,09338
20	INTP	Indocemenet Tunggal Prakasa Tbk	0,89970	1,43268	0,62799
21	KAEF	Kimia Farma Tbk	9,69676	42,58752	0,22769
22	KBLI	KMI Wire and Cable Tbk	3,99276	17,48840	0,22831
23	KLBF	Kalbe Farma Tbk	9,52390	24,95401	0,38166
24	LION	Lion Metal Works Tbk	102,62599	245,00815	0,41887
25	LMSH	Lionmesh Prima Tbk	0,22480	0,77106	0,29154
26	LSIP	PP London Sumatera Indonesia Tbk	5,06542	134,41347	0,03769
27	MERK	Merck Indonesia Tbk	6,23897	8,10144	0,77011
28	MLBI	Multi Bintang Indonesia	0,57897	3,77258	0,15347
29	MYOR	Mayora Indah Tbk	370,53711	458,23860	0,80861
30	PBRX	Pan Brothers Tbk	1,23017	22,62348	0,05438
31	RICY	Ricky Putra Globalindo Tbk	4,00000	23,54857	0,16986
32	ROTI	PT Nippon Indosari Corporindo Tbk	3,12000	37,25503	0,08375
33	SCCO	Supreme Cable Manufacturing and Commerce Tbk	148,99200	669,40668	0,22257
34	SGRO	Sampoerna Agro Tbk	0,09861	0,18524	0,53234
35	SIDO	Industri Jamu dan Farmasi Sido Muncul Tbk	3,24018	3,32173	0,97545
36	SIMP	Salis Ivomas Pratama Tbk	0,01869	0,07134	0,26195
37	SKLT	PT Siantar Top Tbk	4,00000	23,85949	0,16765
38	SMBR	Semen Baturaja (Persero) Tbk	7,93337	33,37539	0,23770
39	SMGR	Semen Indonesia (Persero) Tbk	0,40909	0,93965	0,43537
40	SMSM	Selamat Sempurna Tbk	0,18020	0,24365	0,73960
41	SRIL	Sri Rejeki Isman Tbk	2,00000	39,39535	0,05077

NO	KODE	NAMA PERUSAHAAN	DPS	EPS	DPR
42	SSMS	Sawit Sumbermas Sarana	5,19692	44,78332	0,11605
43	TBLA	Tunas Baru Lampung	11,10144	81,71002	0,13586
44	TCID	Mandom Indonesia Tbk	369,73264	866,94825	0,42648
45	TKIM	Pabrik Kertas Tjiwi Kimia	0,01198	0,11113	0,10784
46	TOTO	Surya Toto Indonesia	149,60770	296,55595	0,50448
47	TPIA	Chandra Asri Petrochemical Tbk	0,01877	0,11028	0,17024
48	TRIS	Trisula International Tbk	9,43060	34,43708	0,27385
49	TSPC	Tempo Scan Pasific Tbk	75,03301	129,84290	0,57788
50	UNVR	Unilever Indonesia Tbk	0,67192	0,75200	0,89351

PERHITUNGAN KEBIJAKAN DIVIDEN TAHUN 2015

NO	KODE	NAMA PERUSAHAAN	DPS	EPS	DPR
1	AALI	Astra Agro Lestari Tbk	0,4719469	4,417757	0,1068295
2	AMFG	Asahimas Flat Glass Tbk	0,0800000	0,786512	0,1017150
3	ANJT	Austindo Nusantara Jaya	2,5332709	-2,514742	-1,0073680
4	ARNA	Arwana Citra Mulia Tbk	7,1361353	9,699736	0,7357041
5	ASII	Astra International Tbk	0,2614642	0,385663	0,6779607
6	AUTO	Astra Otoparts Tbk	0,0620003	0,066954	0,9260120
7	BATA	Sepatu Bata Tbk	0,0051127	0,099630	0,0513170
8	DLTA	Delta Djakarta Tbk	9,4221312	11,992945	0,7856395
9	DSNG	Dharma Satya Nusantara	0,0500000	0,142718	0,3503416
10	DVLA	Darya Varia Laboratoria Tbk	0,0697453	0,096334	0,7239926
11	EKAD	Ekadharma International Tbk	8,6585055	67,318173	0,1286206
12	GGRM	Gudang Garam Tbk	0,8149144	3,353710	0,2429889
13	HMSP	Handjaya Mandala Sampoerna Tbk	0,0027950	0,023644	0,1182102
14	ICBP	PT Indofood CBP Sukses Makmur Tbk	0,2264566	0,501316	0,4517246
15	IKBI	Sumi Indo Kabel Tbk	2,0000000	7,036190	0,2842448
16	IMAS	PT Indomobil Sukses Internasional Tbk	15,6921361	-8,132791	-1,9294897
17	INAI	Indal Aluminium Industry Tbk	35,0000000	90,327251	0,3874800
18	INDF	PT Indofood Sukses Makmur	0,0282553	0,041783	0,6762424
19	INKP	Indah Kiat Pulp	0,0192760	0,590357	0,0326514
20	INTP	Indocemenet Tunggal Prakasa Tbk	1,3495559	11,834792	0,1140329
21	KAEF	Kimia Farma Tbk	8,4488901	47,812345	0,1767094

NO	KODE	NAMA PERUSAHAAN	DPS	EPS	DPR
22	KBLI	KMI Wire and Cable Tbk	3,9906305	28,790699	0,1386083
23	KLBF	Kalbe Farma Tbk	19,3430651	43,897364	0,4406430
24	LION	Lion Metal Works Tbk	393,8548524	884,701582	0,4451838
25	LMSH	Lionmesh Prima Tbk	83,5286927	202,546187	0,4123933
26	LSIP	PP London Sumatera Indonesia Tbk	0,0529621	0,091356	0,5797333
27	MERK	Merck Indonesia Tbk	3,7977059	6,363637	0,5967823
28	MLBI	Multi Bintang Indonesia	0,1376227	0,235837	0,5835495
29	MYOR	Mayora Indah Tbk	166,7087980	1397,926919	0,1192543
30	PBRX	Pan Brothers Tbk	1,0740254	19,297006	0,0556576
31	RICY	Ricky Putra Globalindo Tbk	4,0000000	20,983865	0,1906227
32	ROTI	PT Nippon Indosari Corporindo Tbk	5,5300000	53,447134	0,1034667
33	SCCO	Supreme Cable Manufacturing and Commerce Tbk	199,7520436	773,990731	0,2580807
34	SGRO	Sampoerna Agro Tbk	0,0452474	0,135393	0,3341941
35	SIDO	Industri Jamu dan Farmasi Sido Muncul Tbk	0,0240000	0,029165	0,8229042
36	SIMP	Salis Ivomas Pratama Tbk	0,0156813	0,023070	0,6797349
37	SKLT	PT Siantar Top Tbk	5,0000000	29,889837	0,1672809
38	SMBR	Semen Baturaja (Persero) Tbk	0,0083438	0,036002	0,2317580
39	SMGR	Semen Indonesia (Persero) Tbk	0,3770190	0,762948	0,4941609
40	SMSM	Selamat Sempurna Tbk	0,1465011	0,320426	0,4572075
41	SRIL	Sri Rejeki Isman Tbk	5,7768003	43,410522	0,1330737
42	SSMS	Sawit Sumbermas Sarana	0,0226500	0,059830	0,3785716
43	TBLA	Tunas Baru Lampung	0,0229844	0,037585	0,6115309
44	TCID	Mandom Indonesia Tbk	389,3676143	2707,929097	0,1437880

NO	KODE	NAMA PERUSAHAAN	DPS	EPS	DPR
45	TKIM	Pabrik Kertas Tjiwi Kimia	0,0107797	0,078812	0,1367769
46	TOTO	Surya Toto Indonesia	116,3079683	287,908572	0,4039754
47	TPIA	Chandra Asri Petrochemical Tbk	0,0394553	13,078320	0,0030168
48	TRIS	Trisula International Tbk	9,5015816	22,637580	0,4197260
49	TSPC	Tempo Scan Pasific Tbk	64,9684312	117,604145	0,5524332
50	UNVR	Unilever Indonesia Tbk	0,7329400	0,837572	0,8750773

PERHITUNGAN KEBIJAKAN DIVIDEN TAHUN 2016

NO	KODE	NAMA PERUSAHAAN	DPS	EPS	DPR
1	AALI	Astra Agro Lestari Tbk	0,0989911	1,0985150	0,09011356
2	AMFG	Asahimas Flat Glass Tbk	0,0800000	0,6001014	0,13331081
3	ANJT	Austindo Nusantara Jaya	0,0025330	0,0027426	0,92357913
4	ARNA	Arwana Citra Mulia Tbk	5,0560396	12,4466077	0,40621828
5	ASII	Astra International Tbk	0,2055650	0,4520848	0,4547044
6	AUTO	Astra Otoparts Tbk	0,0267492	0,1003004	0,26669094
7	BATA	Sepatu Bata Tbk	0,0222461	0,0324859	0,6847915
8	DLTA	Delta Djakarta Tbk	0,1199443	0,3178747	0,37733185
9	DSNG	Dharma Satya Nusantara	0,0049333	0,0237777	0,207475
10	DVLA	Darya Varia Laboratoria Tbk	0,0348727	0,1357888	0,25681558
11	EKAD	Ekadharna International Tbk	9,6267771	129,7782856	0,07417864
12	GGRM	Gudang Garam Tbk	2,6113026	3,4701219	0,75251033
13	HMSP	Handjaya Mandala Sampoerna Tbk	0,0000890	0,0001097	0,81116778
14	ICBP	PT Indofood CBP Sukses Makmur Tbk	0,1324305	0,3113814	0,42529991
15	IKBI	Sumi Indo Kabel Tbk	0,5850000	4,0376225	0,14488724
16	IMAS	PT Indomobil Sukses Internasional Tbk	20,3876281	-113,1462946	-0,1801882
17	INAI	Indal Aluminium Industry Tbk	45,0000000	112,2253006	0,4009791
18	INDF	PT Indofood Sukses Makmur	0,0221300	0,0593251	0,37302982
19	INKP	Indah Kiat Pulp	0,0237630	0,5373710	0,04422086
20	INTP	Indocemenet Tunggal Prakasa Tbk	0,4148739	1,0513652	0,39460494
21	KAEF	Kimia Farma Tbk	0,8961074	48,9013229	0,01832481

NO	KODE	NAMA PERUSAHAAN	DPS	EPS	DPR
22	KBLI	KMI Wire and Cable Tbk	6,9948050	83,4337965	0,08383659
23	KLBF	Kalbe Farma Tbk	19,2428304	50,1520813	0,38368957
24	LION	Lion Metal Works Tbk	396,2658413	814,0844558	0,48676257
25	LMSH	Lionmesh Prima Tbk	59,1224609	651,3348761	0,09077122
26	LSIP	PP London Sumatera Indonesia Tbk	0,0369892	0,0869167	0,4255705
27	MERK	Merck Indonesia Tbk	0,0998007	0,3433992	0,29062576
28	MLBI	Multi Bintang Indonesia	0,4379748	0,4661267	0,93960468
29	MYOR	Mayora Indah Tbk	12,2959184	62,1089842	0,19797326
30	PBRX	Pan Brothers Tbk	2,1365955	29,7377848	0,07184784
31	RICY	Ricky Putra Globalindo Tbk	3,0000000	21,8685423	0,13718335
32	ROTI	PT Nippon Indosari Corporindo Tbk	10,6085327	55,2723080	0,19193215
33	SCCO	Supreme Cable Manufacturing and Commerce Tbk	223,3479199	1656,7175683	0,13481352
34	SGRO	Sampoerna Agro Tbk	0,0286999	0,2522488	0,11377617
35	SIDO	Industri Jamu dan Farmasi Sido Muncul Tbk	0,0249369	0,0325175	0,76687581
36	SIMP	Salis Ivomas Pratama Tbk	0,0049004	0,0385548	0,12710358
37	SKLT	PT Siantar Top Tbk	6,0000000	29,8898372	0,20073713
38	SMBR	Semen Baturaja (Persero) Tbk	0,0090000	0,0263366	0,34173039
39	SMGR	Semen Indonesia (Persero) Tbk	0,3065832	0,7645657	0,40099002
40	SMSM	Selamat Sempurna Tbk	0,0556031	0,0872062	0,63760474
41	SRIL	Sri Rejeki Isman Tbk	3,1320001	46,2974070	0,06764958
42	SSMS	Sawit Sumbermas Sarana	0,0176665	0,0621164	0,28441005
43	TBLA	Tunas Baru Lampung	0,0244816	0,1190880	0,20557607
44	TCID	Mandom Indonesia Tbk	409,9898966	805,9993174	0,50867276

NO	KODE	NAMA PERUSAHAAN	DPS	EPS	DPR
45	TKIM	Pabrik Kertas Tjiwi Kimia	0,0055256	0,0415394	0,13301973
46	TOTO	Surya Toto Indonesia	11,3964545	16,3337775	0,69772314
47	TPIA	Chandra Asri Petrochemical Tbk	0,1926797	13,4237341	0,01435366
48	TRIS	Trisula International Tbk	8,0008120	9,7732575	0,81864333
49	TSPC	Tempo Scan Pasific Tbk	50,9529798	121,2207858	0,42033204
50	UNVR	Unilever Indonesia Tbk	0,7658170	0,8375717	0,91433014

PERHITUNGAN KEBIJAKAN DIVIDEN TAHUN 2017

NO	KODE	NAMA PERUSAHAAN	DPS	EPS	DPR
1	AALI	Astra Agro Lestari Tbk	0,5574752	1,0753892	0,5183939
2	AMFG	Asahimas Flat Glass Tbk	0,0800000	0,0888687	0,9002048
3	ANJT	Austindo Nusantara Jaya	1,3093557	201,1894059	0,0065081
4	ARNA	Arwana Citra Mulia Tbk	0,0289407	16,6430646	0,0017389
5	ASII	Astra International Tbk	0,2121108	0,5711208	0,3713940
6	AUTO	Astra Otoparts Tbk	0,0477807	0,1136538	0,4204052
7	BATA	Sepatu Bata Tbk	0,0191276	0,0412726	0,4634461
8	DLTA	Delta Djakarta Tbk	0,1796876	0,3494279	0,5142337
9	DSNG	Dharma Satya Nusantara	4,9332809	54,5685472	0,0904052
10	DVLA	Darya Varia Laboratoria Tbk	0,0996362	0,1448654	0,6877844
11	EKAD	Ekadharna International Tbk	15,8748238	109,0417741	0,1455848
12	GGRM	Gudang Garam Tbk	2,6239450	4,0306613	0,6509961
13	HMSP	Handjaya Mandala Sampoerna Tbk	0,0001079	0,0001089	0,9904643
14	ICBP	PT Indofood CBP Sukses Makmur Tbk	0,1665956	0,3038245	0,5483283
15	IKBI	Sumi Indo Kabel Tbk	8,4825000	58,4090801	0,1452257
16	IMAS	PT Indomobil Sukses Internasional Tbk	32,7677767	-21,6173318	-1,5158104
17	INAI	Indal Aluminium Industry Tbk	27,5000000	61,0033215	0,4507951
18	INDF	PT Indofood Sukses Makmur	0,3115787	0,5805258	0,5367181
19	INKP	Indah Kiat Pulp	0,0308156	1,0953405	0,0281333
20	INTP	Indocemenet Tunggal Prakasa Tbk	0,9286998	5,0521623	0,1838222
21	KAEF	Kimia Farma Tbk	9,6300000	59,7241479	0,1612413

NO	KODE	NAMA PERUSAHAAN	DPS	EPS	DPR
22	KBLI	KMI Wire and Cable Tbk	9,4597379	89,5814800	0,1055993
23	KLBF	Kalbe Farma Tbk	22,3528161	52,3358938	0,4271030
24	LION	Lion Metal Works Tbk	4,0395469	17,8463223	0,2263518
25	LMSH	Lionmesh Prima Tbk	11,5198568	135,0741026	0,0852855
26	LSIP	PP London Sumatera Indonesia Tbk	0,0349895	0,1074692	0,3255767
27	MERK	Merck Indonesia Tbk	0,2734082	0,3229404	0,8466213
28	MLBI	Multi Bintang Indonesia	0,5095344	0,6274642	0,8120534
29	MYOR	Mayora Indah Tbk	21,5151172	72,9449320	0,2949501
30	PBRX	Pan Brothers Tbk	3,0276669	17,4952625	0,1730564
31	RICY	Ricky Putra Globalindo Tbk	3,0000000	25,8035077	0,1162633
32	ROTI	PT Nippon Indosari Corporindo Tbk	11,2323653	21,8805891	0,5133484
33	SCCO	Supreme Cable Manufacturing and Commerce Tbk	299,2842659	1312,0237276	0,2281089
34	SGRO	Sampoerna Agro Tbk	0,0344081	0,1321320	0,2604067
35	SIDO	Industri Jamu dan Farmasi Sido Muncul Tbk	0,0260000	0,0355866	0,7306114
36	SIMP	Salis Ivomas Pratama Tbk	9,8008322	40,9472247	0,2393528
37	SKLT	PT Siantar Top Tbk	4,5000000	33,2552027	0,1353172
38	SMBR	Semen Baturaja (Persero) Tbk	0,0065259	0,0147760	0,4416590
39	SMGR	Semen Indonesia (Persero) Tbk	0,3075554	2,7817596	0,1105614
40	SMSM	Selamat Sempurna Tbk	54,7301204	96,4437058	0,5674826
41	SRIL	Sri Rejeki Isman Tbk	3,1780767	48,2350680	0,0658873
42	SSMS	Sawit Sumbermas Sarana	1,8640000	85,1370187	0,0218941
43	TBLA	Tunas Baru Lampung	30,0000060	183,2043942	0,1637516
44	TCID	Mandom Indonesia Tbk	409,7578745	890,8805459	0,4599470

NO	KODE	NAMA PERUSAHAAN	DPS	EPS	DPR
45	TKIM	Pabrik Kertas Tjiwi Kimia	0,0046669	0,1271977	0,0366899
46	TOTO	Surya Toto Indonesia	7,6057612	27,0286632	0,2813961
47	TPIA	Chandra Asri Petrochemical Tbk	9,4657858	17,8929900	0,5290220
48	TRIS	Trisula International Tbk	4,9991007	13,5538897	0,3688314
49	TSPC	Tempo Scan Pasific Tbk	50,0409918	123,8532404	0,4040346
50	UNVR	Unilever Indonesia Tbk	0,8511199	0,9180291	0,9271165

PERHITUNGAN KEBIJAKAN DIVIDEN TAHUN 2018

NO	KODE	NAMA PERUSAHAAN	DPS	EPS	DPR
1	AALI	Astra Agro Lestari Tbk	0,4727534	0,7901139	0,5983358
2	AMFG	Asahimas Flat Glass Tbk	0,3000000	1,5198157	0,1973924
3	ANJT	Austindo Nusantara Jaya	0,8176732	-2,1252242	-0,3847468
4	ARNA	Arwana Citra Mulia Tbk	0,0662473	21,5499947	0,0030741
5	ASII	Astra International Tbk	0,2518801	0,6761264	0,3725340
6	AUTO	Astra Otoparts Tbk	0,0551713	0,1412528	0,3905855
7	BATA	Sepatu Bata Tbk	0,0131468	0,0522653	0,2515400
8	DLTA	Delta Djakarta Tbk	0,2593704	0,4223146	0,6141640
9	DSNG	Dharma Satya Nusantara	9,8665618	40,3067314	0,2447869
10	DVLA	Darya Varia Laboratoria Tbk	0,1066127	0,1791535	0,5950913
11	EKAD	Ekadharma International Tbk	18,2480054	105,9642771	0,1722090
12	GGRM	Gudang Garam Tbk	2,6068922	4,0502659	0,6436348
13	HMSP	Handjaya Mandala Sampoerna Tbk	0,0001073	0,0001164	0,9218898
14	ICBP	PT Indofood CBP Sukses Makmur Tbk	0,2306546	0,3994870	0,5773770
15	IKBI	Sumi Indo Kabel Tbk	21,0250000	146,1357149	0,1438731
16	IMAS	PT Indomobil Sukses Internasional Tbk	28,7160625	35,7195933	0,8039303
17	INAI	Indal Aluminium Industry Tbk	30,0000000	63,8622812	0,4697609
18	INDF	PT Indofood Sukses Makmur	0,3968977	0,5651036	0,7023450
19	INKP	Indah Kiat Pulp	0,1007105	1,5589497	0,0646015
20	INTP	Indocemenet Tunggal Prakasa Tbk	0,6997723	3,1129173	0,2247963
21	KAEF	Kimia Farma Tbk	17,6600000	72,3429616	0,2441150

NO	KODE	NAMA PERUSAHAAN	DPS	EPS	DPR
22	KBLI	KMI Wire and Cable Tbk	7,6137646	58,8063982	0,1294717
23	KLBF	Kalbe Farma Tbk	25,3997688	53,2747831	0,4767691
24	LION	Lion Metal Works Tbk	15,3750860	28,2214588	0,5448013
25	LMSH	Lionmesh Prima Tbk	9,9155703	30,0700770	0,3297488
26	LSIP	PP London Sumatera Indonesia Tbk	0,0449870	0,0482827	0,9317433
27	MERK	Merck Indonesia Tbk	2,8155114	25,9670573	0,1084263
28	MLBI	Multi Bintang Indonesia	0,5323949	0,5813037	0,9158635
29	MYOR	Mayora Indah Tbk	27,5753968	78,7359865	0,3502261
30	PBRX	Pan Brothers Tbk	2,0165674	36,3942413	0,0554090
31	RICY	Ricky Putra Globalindo Tbk	3,0000000	28,7983048	0,1041728
32	ROTI	PT Nippon Indosari Corporindo Tbk	5,8200000	20,5563186	0,2831246
33	SCCO	Supreme Cable Manufacturing and Commerce Tbk	350,9630463	1225,7571995	0,2863235
34	SGRO	Sampoerna Agro Tbk	0,7327315	3,3655063	0,2177180
35	SIDO	Industri Jamu dan Farmasi Sido Muncul Tbk	0,0439980	0,0442566	0,9941566
36	SIMP	Salis Ivomas Pratama Tbk	9,8008322	-11,2584414	-0,8705319
37	SKLT	PT Siantar Top Tbk	6,3000000	46,2606887	0,1361847
38	SMBR	Semen Baturaja (Persero) Tbk	0,0036910	0,0076591	0,4819105
39	SMGR	Semen Indonesia (Persero) Tbk	0,1394497	0,5202215	0,2680583
40	SMSM	Selamat Sempurna Tbk	57,1667918	110,0166187	0,5196196
41	SRIL	Sri Rejeki Isman Tbk	8,5621497	59,9477742	0,1428268
42	SSMS	Sawit Sumbermas Sarana	24,7901495	91,0981302	0,2721258
43	TBLA	Tunas Baru Lampung	74,9995469	143,0860807	0,5241568
44	TCID	Mandom Indonesia Tbk	409,6260995	860,6570415	0,4759458

NO	KODE	NAMA PERUSAHAAN	DPS	EPS	DPR
45	TKIM	Pabrik Kertas Tjiwi Kimia	0,0282574	1,1545745	0,0244743
46	TOTO	Surya Toto Indonesia	17,0990185	33,5942632	0,5089863
47	TPIA	Chandra Asri Petrochemical Tbk	4,5789613	10,2232199	0,4478982
48	TRIS	Trisula International Tbk	4,9968509	18,7717675	0,2661897
49	TSPC	Tempo Scan Pasific Tbk	4,4048630	12,0084032	0,3668151
50	UNVR	Unilever Indonesia Tbk	0,9077590	1,1938984	0,7603318

LAMPIRAN 3

PERHITUNGAN *FREE CASH FLOW*

TAHUN 2014-2018

LAMPIRAN 3

PERHITUNGAN FREE CASH FLOW TAHUN 2014

NO	KODE	NAMA PERUSAHAAN	ARUS KAS OPERASI	BELANJA MODAL	ARUS KAS OPERASI - BELANJA MODAL	TOTAL ASET	FCF
1	AALI	Astra Agro Lestari Tbk	3.022.020.000.000	2.306.915.000.000	715.105.000.000	18.558.329.000.000	0,03853
2	AMFG	Asahimas Flat Glass Tbk	564.250.000.000	34.720.000.000	529.530.000.000	3.918.391.000.000	0,13514
3	ANJT	Austindo Nusantara Jaya	46.406.555.000	29.653.578.000	16.752.977.000	444.029.461.000	0,03773
4	ARNA	Arwana Citra Mulia Tbk	238.937.995.916	89.492.703.022	149.445.292.894	1.259.175.442.875	0,11869
5	ASII	Astra International Tbk	14.693.000.000.000	8.478.000.000.000	6.215.000.000.000	236.027.000.000.000	0,02633
6	AUTO	Astra Otoparts Tbk	264.564.000.000	969.241.000.000	-704.677.000.000	14.380.928.000.000	-0,04900
7	BATA	Sepatu Bata Tbk	62.179.864.000	41.706.885.000	20.472.979.000	774.891.087.000	0,02642
8	DLTA	Delta Djakarta Tbk	164.246.813.000	38.017.391.000	126.229.422.000	844.626.748.000	0,14945
9	DSNG	Dharma Satya Nusantara	997.429.000.000	394.659.000.000	602.770.000.000	7.174.488.000.000	0,08402
10	DVLA	Darya Varia Laboratoria Tbk	104.436.317.000	60.592.775.000	43.843.542.000	1.236.247.525.000	0,03547
11	EKAD	Ekadharma International Tbk	23.212.236.950	4.883.947.600	18.328.289.350	411.348.790.570	0,04456
12	GGRM	Gudang Garam Tbk	1.657.776.000.000	5.116.093.000.000	-3.458.317.000.000	58.220.600.000.000	-0,05940
13	HMSP	Handjaya Mandala Sampoerna Tbk	11.103.195.000.000	1.493.001.000.000	9.610.194.000.000	28.380.630.000.000	0,33862
14	ICBP	PT Indofood CBP Sukses Makmur Tbk	3.860.843.000.000	117.760.000.000	3.743.083.000.000	24.910.211.000.000	0,15026
15	IKBI	Sumi Indo Kabel Tbk	-1.242.107.000.000	7.675.292.000.000	-8.917.399.000.000	72.066.581.000.000	-0,12374
16	IMAS	Indomobil Sukses Internasional	525.628.412.925	796.289.136.077	-270.660.723.152	23.471.397.834.920	-0,01153
17	INAI	Indal Aluminium Industry	81.915.088.114	35.733.668.074	46.181.420.040	897.281.657.710	0,05147

NO	KODE	NAMA PERUSAHAAN	ARUS KAS OPERASI	BELANJA MODAL	ARUS KAS OPERASI - BELANJA MODAL	TOTAL ASET	FCF
		TBk					
18	INDF	PT Indofood Sukses Makmur	9.269.318.000.000	472.397.000.000	8.796.921.000.000	85.938.885.000.000	0,10236
19	INKP	Indah Kiat Pulp	301.466.000	156.757.000	144.709.000	6.519.273.000	0,02220
20	INTP	Indocemenet Tunggal Prakasa Tbk	5.344.607.000.000	3.459.061.000.000	1.885.546.000.000	28.884.973.000.000	0,06528
21	KAEF	Kimia Farma Tbk	286.309.255.381	102.413.131.061	183.896.124.320	2.968.184.626.297	0,06196
22	KBLI	KMI Wire and Cable Tbk	170.079.674.604	44.589.914.527	125.489.760.077	1.337.251.473.763	0,09384
23	KLBF	Kalbe Farma Tbk	927.163.654.212	993.929.398.633	-66.765.744.421	11.315.061.275.026	-0,00590
24	LION	Lion Metal Works Tbk	61.833.303.338	106.585.551.881	-44.752.248.543	600.102.716.315	-0,07457
25	LMSH	Lionmesh Prima Tbk	9.999.770.412	8.514.515.494	1.485.254.918	139.915.598.255	0,01062
26	LSIP	PP London Sumatera Indonesia Tbk	1.633.638.000.000	581.535.000.000	1.052.103.000.000	8.655.146.000.000	0,12156
27	MERK	Merck Indonesia Tbk	232.826.497.000	23.411.916.000	209.414.581.000	716.599.526.000	0,29223
28	MLBI	Multi Bintang Indonesia	913.005.000.000	444.357.000.000	468.648.000.000	1.847.112.000.000	0,25372
29	MYOR	Mayora Indah Tbk	-34.711.408.016	211.097.759.396	-245.809.167.412	10.291.106.029.334	-0,02389
30	PBRX	Pan Brothers Tbk	18.612.890.000	16.675.133.000	1.937.757.000	366.494.477.000	0,00529
31	RICY	Ricky Putra Globalindo Tbk	47.145.296.495	109.438.789.552	-62.293.493.057	1.170.752.424.106	-0,05321
32	ROTI	PT Nippon Indosari Corporindo Tbk	364.975.619.113	14.715.868.342	350.259.750.771	2.142.894.276.216	0,16345
33	SCCO	Supreme Cable Manufacturing and Commerce Tbk	62.171.128.817	49.070.748.873	13.100.379.944	1.656.007.190.010	0,00791

NO	KODE	NAMA PERUSAHAAN	ARUS KAS OPERASI	BELANJA MODAL	ARUS KAS OPERASI - BELANJA MODAL	TOTAL ASET	FCF
34	SGRO	Sampoerna Agro Tbk	881.548.671.000	448.180.888.000	433.367.783.000	5.466.874.365.000	0,07927
35	SIDO	Industri Jamu dan Farmasi Sido Muncul Tbk	369.322.000.000	248.201.000.000	121.121.000.000	2.821.399.000.000	0,04293
36	SIMP	Salis Ivomas Pratama Tbk	2.765.289.000.000	1.637.823.000.000	1.127.466.000.000	30.996.051.000.000	0,03637
37	SKLT	PT Siantar Top Tbk	23.398.218.902	22.353.638.719	1.044.580.183	331.574.891.637	0,00315
38	SMBR	Semen Baturaja (Persero) Tbk	283.527.338.000	31.837.071.000	251.690.267.000	2.928.480.366.000	0,08595
39	SMGR	Semen Indonesia (Persero) Tbk	6.721.170.878.000	2.581.061.518.000	4.140.109.360.000	34.314.666.027.000	0,12065
40	SMSM	Selamat Sempurna Tbk	449.864.000.000	110.452.000.000	339.412.000.000	1.382.583.000.000	0,24549
41	SRIL	Sri Rejeki Isman Tbk	7.921.412.000	36.019.468.000	-28.098.056.000	689.865.904.000	-0,04073
42	SSMS	Sawit Sumbermas Sarana	298.052.727.000	2.752.782.000	295.299.945.000	4.032.885.413.000	0,07322
43	TBLA	Tunas Baru Lampung	528.257.000.000	818.804.000.000	-290.547.000.000	7.328.419.000.000	-0,03965
44	TCID	Mandom Indonesia Tbk	123.551.162.065	306.226.578.591	-182.675.416.526	1.853.235.343.636	-0,09857
45	TKIM	Pabrik Kertas Tjiwi Kimia	184.258.000.000	74.589.000.000	109.669.000.000	2.710.936.000.000	0,04045
46	TOTO	Surya Toto Indonesia	3.017.708.638.190	320.504.920.229	2.697.203.717.961	20.217.288.693.678	0,13341
47	TPIA	Chandra Asri Petrochemical Tbk	116.197.000.000	10.051.000.000	106.146.000.000	1.831.315.000.000	0,05796
48	TRIS	Trisula International Tbk	51.371.394	35.843.184.924	-35.791.813.530	523.900.642.605	-0,06832
49	TSPC	Tempo Scan Pasific Tbk	512.956.089.428	40.356.163.477	472.599.925.951	5.592.730.492.960	0,08450
50	UNVR	Unilever Indonesia Tbk	8.408.795.000.000	112.590.600.000	8.296.204.400.000	14.297.799.000.000	0,58024

PERHITUNGAN FREE CASH FLOW TAHUN 2015

NO	KODE	NAMA PERUSAHAAN	ARUS KAS OPERASI	BELANJA MODAL	ARUS KAS OPERASI - BELANJA MODAL	TOTAL ASET	FCF
1	AALI	Astra Agro Lestari Tbk	1.027.773.000.000	1.612.088.000.000	-584.315.000.000	21.512.371.000.000	-0,02716
2	AMFG	Asahimas Flat Glass Tbk	366.837.000.000	531.215.000.000	-164.378.000.000	4.270.275.000.000	-0,03849
3	ANJT	Austindo Nusantara Jaya	887.269.000	34.075.446.000	-33.188.177.000	470.444.020.000	-0,07055
4	ARNA	Arwana Citra Mulia Tbk	111.018.147.182	83.393.114.623	27.625.032.559	1.430.779.475.454	0,01931
5	ASII	Astra International Tbk	25.899.000.000.000	6.439.000.000.000	19.460.000.000.000	245.435.000.000.000	0,07929
6	AUTO	Astra Otoparts Tbk	866.768.000.000	737.843.000.000	128.925.000.000	14.339.110.000.000	0,00899
7	BATA	Sepatu Bata Tbk	-19.631.483.000	25.442.402.000	-45.073.885.000	795.257.974.000	-0,05668
8	DLTA	Delta Djakarta Tbk	246.625.414.000	10.690.161.000	235.935.253.000	1.038.321.916.000	0,22723
9	DSNG	Dharma Satya Nusantara	352.025.000.000	174.478.000.000	177.547.000.000	7.853.275.000.000	0,02261
10	DVLA	Darya Varia Laboratoria Tbk	214.166.823.000	32.201.430.000	181.965.393.000	1.376.278.237.000	0,13222
11	EKAD	Ekadharma International Tbk	100.935.448.358	4.345.997.689	96.589.450.669	389.691.595.500	0,24786
12	GGRM	Gudang Garam Tbk	3.200.820.000.000	2.923.422.000.000	277.398.000.000	63.505.413.000.000	0,00437
13	HMSP	Handjaya Mandala Sampoerna Tbk	811.163.000.000	832.984.000.000	-21.821.000.000	38.010.724.000.000	-0,00057
14	ICBP	PT Indofood CBP Sukses Makmur Tbk	3.485.533.000.000	391.922.000.000	3.093.611.000.000	26.560.624.000.000	0,11647
15	IKBI	Sumi Indo Kabel Tbk	7.929.152.000.000	2.413.566.000.000	5.515.586.000.000	75.507.152.000.000	0,07305
16	IMAS	Indomobil Sukses Internasional	793.372.435.545	873.805.816.300	-80.433.380.755	24.860.957.839.497	-0,00324
17	INAI	Indal Aluminium Industry Tbk	47.011.856.454	43.419.529.382	3.592.327.072	1.330.259.296.537	0,00270

NO	KODE	NAMA PERUSAHAAN	ARUS KAS OPERASI	BELANJA MODAL	ARUS KAS OPERASI - BELANJA MODAL	TOTAL ASET	FCF
18	INDF	PT Indofood Sukses Makmur	4.213.613.000.000	1.078.175.000.000	3.135.438.000.000	91.831.526.000.000	0,03414
19	INKP	Indah Kiat Pulp	161.158.000	405.529.000	-244.371.000	7.038.412.000	-0,03472
20	INTP	Indocemenet Tunggal Prakasa Tbk	5.049.117.000.000	26.703.017.000.000	-	27.638.360.000.000	-0,78347
21	KAEF	Kimia Farma Tbk	175.966.862.349	370.184.762.823	-194.217.900.474	3.434.879.313.035	-0,05654
22	KBLI	KMI Wire and Cable Tbk	46.127.980.815	2.831.886.173	43.296.094.642	1.551.799.840.976	0,02790
23	KLBF	Kalbe Farma Tbk	2.427.641.532.150	903.742.633.914	1.523.898.898.236	13.696.417.381.439	0,11126
24	LION	Lion Metal Works Tbk	49.505.778.072	23.917.496.421	25.588.281.651	639.330.150.373	0,04002
25	LMSH	Lionmesh Prima Tbk	10.910.801.951	618.352.196	10.292.449.755	133.782.751.041	0,07693
26	LSIP	PP London Sumatera Indonesia Tbk	849.480.000.000	359.904.000.000	489.576.000.000	8.848.792.000.000	0,05533
27	MERK	Merck Indonesia Tbk	160.700.345.000	42.463.177.000	118.237.168.000	641.646.818.000	0,18427
28	MLBI	Multi Bintang Indonesia	919.232.000.000	181.257.000.000	737.975.000.000	2.100.853.000.000	0,35127
29	MYOR	Mayora Indah Tbk	2.336.785.497.955	463.593.808.964	1.873.191.688.991	11.342.715.686.221	0,16514
30	PBRX	Pan Brothers Tbk	-26.865.028.000	4.661.740.000	-31.526.768.000	442.841.222.000	-0,07119
31	RICY	Ricky Putra Globalindo Tbk	133.252.610.462	57.428.372.977	75.824.237.485	1.198.193.867.892	0,06328
32	ROTI	PT Nippon Indosari Corporindo Tbk	555.511.840.614	-42.361.881.193	597.873.721.807	2.706.323.637.034	0,22092
33	SCCO	Supreme Cable Manufacturing and Commerce Tbk	197.980.124.011	34.228.651.561	163.751.472.450	1.773.144.328.632	0,09235
34	SGRO	Sampoerna Agro Tbk	382.580.828.000	364.117.277.000	18.463.551.000	7.294.672.621.000	0,00253

NO	KODE	NAMA PERUSAHAAN	ARUS KAS OPERASI	BELANJA MODAL	ARUS KAS OPERASI - BELANJA MODAL	TOTAL ASET	FCF
35	SIDO	Industri Jamu dan Farmasi Sido Muncul Tbk	432.896.000.000	74.906.000.000	357.990.000.000	2.796.111.000.000	0,12803
36	SIMP	Salis Ivomas Pratama Tbk	1.665.381.000.000	887.000.000.000	778.381.000.000	31.697.142.000.000	0,02456
37	SKLT	PT Siantar Top Tbk	29.666.923.359	19.759.710.325	9.907.213.034	377.110.748.359	0,02627
38	SMBR	Semen Baturaja (Persero) Tbk	522.628.119.000	31.024.594.000	491.603.525.000	3.268.667.933.000	0,15040
39	SMGR	Semen Indonesia (Persero) Tbk	7.288.586.537.000	5.168.034.789.000	2.120.551.748.000	38.153.118.932.000	0,05558
40	SMSM	Selamat Sempurna Tbk	531.987.000.000	96.374.000.000	435.613.000.000	2.220.108.000.000	0,19621
41	SRIL	Sri Rejeki Isman Tbk	68.753.314.000	19.304.497.000	49.448.817.000	783.346.730.000	0,06313
42	SSMS	Sawit Sumbermas Sarana	180.807.454.825	307.842.351.544	-127.034.896.719	6.463.923.464.990	-0,01965
43	TBLA	Tunas Baru Lampung	-26.229.000.000	1.526.786.000.000	-1.553.015.000.000	9.293.023.000.000	-0,16712
44	TCID	Mandom Indonesia Tbk	120.781.612.127	137.955.857.760	-17.174.245.633	2.082.096.848.703	-0,00825
45	TKIM	Pabrik Kertas Tjiwi Kimia	353.756.000.000	188.357.000.000	165.399.000.000	2.683.873.000.000	0,06163
46	TOTO	Surya Toto Indonesia	239.811.138.479	159.202.207.353	80.608.931.126	2.439.540.859.205	0,03304
47	TPIA	Chandra Asri Petrochemical Tbk	104.714.000.000	3.837.000.000	100.877.000.000	1.862.386.000.000	0,05417
48	TRIS	Trisula International Tbk	63.376.934.300	26.133.677.386	37.243.256.914	577.786.346.557	0,06446
49	TSPC	Tempo Scan Pasific Tbk	778.361.981.647	262.332.668.105	516.029.313.542	6.284.729.099.203	0,08211
50	UNVR	Unilever Indonesia Tbk	6.299.051.000.000	1.429.245.000.000	4.869.806.000.000	15.729.945.000.000	0,30959

PERHITUNGAN FREE CASH FLOW TAHUN 2016

NO	KODE	NAMA PERUSAHAAN	ARUS KAS OPERASI	BELANJA MODAL	ARUS KAS OPERASI - BELANJA MODAL	TOTAL ASET	FCF
1	AALI	Astra Agro Lestari Tbk	2.511.823.000.000	1.533.609.000.000	978.214.000.000	24.226.122.000.000	0,04038
2	AMFG	Asahimas Flat Glass Tbk	333.042.000.000	1.603.231.000.000	-1.270.189.000.000	5.504.890.000.000	-0,23074
3	ANJT	Austindo Nusantara Jaya	20.974.709.000	2.222.444.000	18.752.265.000	525.107.676.000	0,03571
4	ARNA	Arwana Citra Mulia Tbk	95.618.365.174	74.996.478.823	20.621.886.351	1.543.216.299.146	0,01336
5	ASII	Astra International Tbk	19.047.000.000.000	795.000.000.000	18.252.000.000.000	261.855.000.000.000	0,06970
6	AUTO	Astra Otoparts Tbk	1.059.369.000.000	443.898.000.000	615.471.000.000	14.612.274.000.000	0,04212
7	BATA	Sepatu Bata Tbk	19.176.233.000	14.021.403.000	5.154.830.000	804.742.917.000	0,00641
8	DLTA	Delta Djakarta Tbk	259.851.506.000	10.007.511.000	249.843.995.000	1.197.796.650.000	0,20859
9	DSNG	Dharma Satya Nusantara	399.235.000.000	383.676.000.000	15.559.000.000	8.183.318.000.000	0,00190
10	DVLA	Darya Varia Laboratoria Tbk	187.475.539.000	195.963.149.000	-8.487.610.000	1.531.365.558.000	-0,00554
11	EKAD	Ekadharna International Tbk	84.490.481.400	5.625.573.519	78.864.907.881	702.508.630.708	0,11226
12	GGRM	Gudang Garam Tbk	6.937.650.000.000	2.335.396.000.000	4.602.254.000.000	62.951.634.000.000	0,07311
13	HMSP	Handjaya Mandala Sampoerna Tbk	14.076.579.000.000	1.050.240.000.000	13.026.339.000.000	42.508.277.000.000	0,30644
14	ICBP	PT Indofood CBP Sukses Makmur Tbk	4.584.964.000.000	159.234.000.000	4.425.730.000.000	28.901.948.000.000	0,15313
15	IKBI	Sumi Indo Kabel Tbk	14.940.236.000.000	2.355.418.000.000	12.584.818.000.000	76.768.386.000.000	0,16393
16	IMAS	Indomobil Sukses Internasional	118.811.023.397	830.640.317.073	-711.829.293.676	25.633.342.258.679	-0,02777
17	INAI	Indal Aluminium Industry	-149.761.732.022	22.884.317.387	-172.646.049.409	1.339.032.413.455	-0,12893

NO	KODE	NAMA PERUSAHAAN	ARUS KAS OPERASI	BELANJA MODAL	ARUS KAS OPERASI - BELANJA MODAL	TOTAL ASET	FCF
		Tbk					
18	INDF	PT Indofood Sukses Makmur	7.175.603.000.000	341.488.000.000	6.834.115.000.000	82.174.515.000.000	0,08317
19	INKP	Indah Kiat Pulp	163.996.000	37.942.000	126.054.000	6.878.800.000	0,01832
20	INTP	Indocemenet Tunggal Prakasa Tbk	3.546.113.000.000	910.334.000.000	2.635.779.000.000	30.150.580.000.000	0,08742
21	KAEF	Kimia Farma Tbk	198.050.928.790	751.823.255.819	-553.772.327.029	4.612.562.541.064	-0,12006
22	KBLI	KMI Wire and Cable Tbk	383.175.671.680	19.907.263.392	363.268.408.288	1.871.422.416.044	0,19411
23	KLBF	Kalbe Farma Tbk	2.159.833.281.176	1.039.051.354.604	1.120.781.926.572	15.226.009.210.657	0,07361
24	LION	Lion Metal Works Tbk	53.300.060.257	18.015.306.251	35.284.754.006	685.812.995.987	0,05145
25	LMSH	Lionmesh Prima Tbk	6.871.373.245	20.766.838.285	-13.895.465.040	162.828.169.250	-0,08534
26	LSIP	PP London Sumatera Indonesia Tbk	1.071.563.000.000	194.679.000.000	876.884.000.000	9.459.088.000.000	0,09270
27	MERK	Merck Indonesia Tbk	43.799.001.000	11.686.925.000	32.112.076.000	743.934.894.000	0,04317
28	MLBI	Multi Bintang Indonesia	1.248.469.000.000	169.930.000.000	1.078.539.000.000	2.275.038.000.000	0,47408
29	MYOR	Mayora Indah Tbk	659.314.197.175	507.071.638.264	152.242.558.911	12.922.421.859.142	0,01178
30	PBRX	Pan Brothers Tbk	-35.840.726.000	4.563.848.000	-40.404.574.000	519.506.767.000	-0,07777
31	RICY	Ricky Putra Globalindo Tbk	82.494.120.808	41.028.603.914	41.465.516.894	1.288.683.925.066	0,03218
32	ROTI	PT Nippon Indosari Corporindo Tbk	414.702.426.418	-14.167.208.027	428.869.634.445	2.919.640.858.718	0,14689
33	SCCO	Supreme Cable Manufacturing and Commerce Tbk	522.526.634.709	32.730.333.275	489.796.301.434	2.449.935.491.586	0,19992
34	SGRO	Sampoerna Agro Tbk	548.338.094.000	159.387.861.000	388.950.233.000	8.328.480.337.000	0,04670

NO	KODE	NAMA PERUSAHAAN	ARUS KAS OPERASI	BELANJA MODAL	ARUS KAS OPERASI - BELANJA MODAL	TOTAL ASET	FCF
35	SIDO	Industri Jamu dan Farmasi Sido Muncul Tbk	464.748.000.000	68.719.000.000	396.029.000.000	2.987.614.000.000	0,13256
36	SIMP	Salis Ivomas Pratama Tbk	2.162.467.000.000	518.140.000.000	1.644.327.000.000	32.537.592.000.000	0,05054
37	SKLT	PT Siantar Top Tbk	1.641.040.298	12.127.820.549	-10.486.780.251	568.239.939.951	-0,01845
38	SMBR	Semen Baturaja (Persero) Tbk	87.306.699.000	28.269.686.000	59.037.013.000	4.368.876.996.000	0,01351
39	SMGR	Semen Indonesia (Persero) Tbk	5.180.010.976.000	5.065.208.221.000	114.802.755.000	44.226.895.982.000	0,00260
40	SMSM	Selamat Sempurna Tbk	582.843.000.000	71.448.000.000	511.395.000.000	2.254.740.000.000	0,22681
41	SRIL	Sri Rejeki Isman Tbk	5.437.109.000	3.827.061.000	1.610.048.000	947.169.710.000	0,00170
42	SSMS	Sawit Sumbermas Sarana	280.085.173.352	174.014.714.219	106.070.459.133	7.308.221.222.000	0,01451
43	TBLA	Tunas Baru Lampung	430.227.000.000	1.557.797.000.000	-1.127.570.000.000	125.968.240.000.000	-0,00895
44	TCID	Mandom Indonesia Tbk	264.194.256.792	136.635.906.614	127.558.350.178	2.185.101.038.101	0,05838
45	TKIM	Pabrik Kertas Tjiwi Kimia	151.197.000.000	2.911.000.000	148.286.000.000	2.491.282.000.000	0,05952
46	TOTO	Surya Toto Indonesia	305.802.664.813	90.447.231.229	215.355.433.584	2.581.440.938.262	0,08342
47	TPIA	Chandra Asri Petrochemical Tbk	475.893.000.000	3.101.000.000	472.792.000.000	2.129.269.000.000	0,22204
48	TRIS	Trisula International Tbk	13.169.891.854	47.039.112.261	-33.869.220.407	639.701.164.511	-0,05295
49	TSPC	Tempo Scan Pasific Tbk	491.655.348.447	388.265.207.478	103.390.140.969	6.585.807.349.438	0,01570
50	UNVR	Unilever Indonesia Tbk	6.684.219.000.000	1.779.098.000.000	4.905.121.000.000	16.745.695.000.000	0,29292

PERHITUNGAN FREE CASH FLOW TAHUN 2017

NO	KODE	NAMA PERUSAHAAN	ARUS KAS OPERASI	BELANJA MODAL	ARUS KAS OPERASI -BELANJA MODAL	TOTAL ASET	FCF
1	AALI	Astra Agro Lestari Tbk	2.841.822.000.000	1.038.890.000.000	1.802.932.000.000	25.119.609.000.000	0,07177
2	AMFG	Asahimas Flat Glass Tbk	299.081.000.000	1.017.648.000.000	-718.567.000.000	6.267.816.000.000	-0,11464
3	ANJT	Austindo Nusantara Jaya	13.801.144.000	11.930.189.000	1.870.955.000	569.469.173.000	0,00329
4	ARNA	Arwana Citra Mulia Tbk	245.599.197.741	70.639.937.058	174.959.260.683	1.601.346.561.573	0,10926
5	ASII	Astra International Tbk	23.285.000.000.000	782.000.000.000	22.503.000.000.000	295.646.000.000.000	0,07611
6	AUTO	Astra Otoparts Tbk	394.229.000.000	330.828.000.000	63.401.000.000	14.762.309.000.000	0,00429
7	BATA	Sepatu Bata Tbk	47.680.636.000	20.052.297.000	27.628.339.000	855.691.231.000	0,03229
8	DLTA	Delta Djakarta Tbk	342.202.126.000	11.917.667.000	330.284.459.000	1.340.842.765.000	0,24633
9	DSNG	Dharma Satya Nusantara	1.094.970.000.000	203.223.000.000	891.747.000.000	8.452.115.000.000	0,10551
10	DVLA	Darya Varia Laboratoria Tbk	230.738.193.000	38.396.543.000	192.341.650.000	1.640.886.147.000	0,11722
11	EKAD	Ekadharma International Tbk	51.605.876.745	31.803.516.233	19.802.360.512	796.767.646.172	0,02485
12	GGRM	Gudang Garam Tbk	8.204.579.000.000	3.395.744.000.000	4.808.835.000.000	66.759.930.000.000	0,07203
13	HMSP	Handjaya Mandala Sampoerna Tbk	153.763.150.000.000	1.141.933.000.000	152.621.217.000.000	43.141.063.000.000	3,53772
14	ICBP	PT Indofood CBP Sukses Makmur Tbk	5.174.368.000.000	288.154.000.000	4.886.214.000.000	31.619.514.000.000	0,15453
15	IKBI	Sumi Indo Kabel Tbk	1.788.772.000.000	1.182.483.000.000	606.289.000.000	81.806.174.000.000	0,00741
16	IMAS	Indomobil Sukses Internasional	588.161.576.368	1.326.176.178.207	-738.014.601.839	31.440.443.615.533	-0,02347
17	INAI	Indal Aluminium Industry Tbk	51.365.012.507	3.912.130.870	47.452.881.637	1.213.916.545.120	0,03909

NO	KODE	NAMA PERUSAHAAN	ARUS KAS OPERASI	BELANJA MODAL	ARUS KAS OPERASI -BELANJA MODAL	TOTAL ASET	FCF
18	INDF	PT Indofood Sukses Makmur	6.507.806.000.000	6.723.747.000.000	-215.941.000.000	88.400.877.000.000	-0,00244
19	INKP	Indah Kiat Pulp	665.746.000	111.079.000	554.667.000	7.634.236.000	0,07266
20	INTP	Indocemenet Tunggal Prakasa Tbk	2.781.805.000.000	769.019.000.000	2.012.786.000.000	28.863.676.000.000	0,06973
21	KAEF	Kimia Farma Tbk	5.241.243.653	771.047.421.135	-765.806.177.482	6.096.148.972.533	-0,12562
22	KBLI	KMI Wire and Cable Tbk	-65.871.447.329	1.378.576.139	-67.250.023.468	3.013.760.616.985	-0,02231
23	KLBF	Kalbe Farma Tbk	2.008.316.536.066	1.163.835.079.101	844.481.456.965	16.616.239.416.335	0,05082
24	LION	Lion Metal Works Tbk	11.350.395.302	11.193.033.635	157.361.667	681.937.947.736	0,00023
25	LMSH	Lionmesh Prima Tbk	15.388.660.677	9.918.817.953	5.469.842.724	161.163.426.840	0,03394
26	LSIP	PP London Sumatera Indonesia Tbk	1.261.942.000.000	95.908.000.000	1.166.034.000.000	9.852.695.000.000	0,11835
27	MERK	Merck Indonesia Tbk	129.919.801.000	64.644.526.000	65.275.275.000	847.006.544.000	0,07707
28	MLBI	Multi Bintang Indonesia	1.331.611.000.000	339.723.000.000	991.888.000.000	2.510.078.000.000	0,39516
29	MYOR	Mayora Indah Tbk	1.275.530.669.509	412.476.764.133	863.053.905.376	14.915.849.800.251	0,05786
30	PBRX	Pan Brothers Tbk	-21.472.670.000	3.673.573.000	-25.146.243.000	573.351.293.000	-0,04386
31	RICY	Ricky Putra Globalindo Tbk	212.819.926.508	43.375.938.666	169.443.987.842	1.374.444.788.282	0,12328
32	ROTI	PT Nippon Indosari Corporindo Tbk	370.617.213.073	96.923.224.129	273.693.988.944	4.559.573.709.411	0,06003
33	SCCO	Supreme Cable Manufacturing and Commerce Tbk	-70.250.625.762	67.350.919.891	-137.601.545.653	4.014.244.589.706	-0,03428
34	SGRO	Sampoerna Agro Tbk	810.464.371.000	283.193.912.000	527.270.459.000	8.364.143.632.000	0,06304

NO	KODE	NAMA PERUSAHAAN	ARUS KAS OPERASI	BELANJA MODAL	ARUS KAS OPERASI -BELANJA MODAL	TOTAL ASET	FCF
35	SIDO	Industri Jamu dan Farmasi Sido Muncul Tbk	640.695.000.000	128.921.000.000	511.774.000.000	3.158.198.000.000	0,16205
36	SIMP	Salis Ivomas Pratama Tbk	1.984.588.000.000	1.093.979.000.000	890.609.000.000	33.859.154.000.000	0,02630
37	SKLT	PT Siantar Top Tbk	2.153.248.753	27.603.939.194	-25.450.690.441	636.284.210.210	-0,04000
38	SMBR	Semen Baturaja (Persero) Tbk	183.236.105.000	35.811.149.000	147.424.956.000	5.060.337.247.000	0,02913
39	SMGR	Semen Indonesia (Persero) Tbk	2.745.186.809.000	3.490.943.691.000	-745.756.882.000	49.068.650.213.000	-0,01520
40	SMSM	Selamat Sempurna Tbk	446.032.000.000	98.733.000.000	347.299.000.000	2.443.341.000.000	0,14214
41	SRIL	Sri Rejeki Isman Tbk	-28.845.821.000	23.971.983.000	-52.817.804.000	1.192.901.038.000	-0,04428
42	SSMS	Sawit Sumbermas Sarana	907.461.958.000	308.506.780.000	598.955.178.000	9.773.852.468.000	0,06128
43	TBLA	Tunas Baru Lampung	2.102.790.000.000	1.114.498.000.000	988.292.000.000	14.354.225.000.000	0,06885
44	TCID	Mandom Indonesia Tbk	363.708.428.317	138.149.415.858	225.559.012.459	2.361.807.189.430	0,09550
45	TKIM	Pabrik Kertas Tjiwi Kimia	45.719.000.000	14.957.000.000	30.762.000.000	2.580.875.000.000	0,01192
46	TOTO	Surya Toto Indonesia	421.340.061.708	17.608.385.306	403.731.676.402	2.826.490.815.501	0,14284
47	TPIA	Chandra Asri Petrochemical Tbk	394.405.000.000	10.806.000.000	383.599.000.000	2.987.304.000.000	0,12841
48	TRIS	Trisula International Tbk	44.384.663.571	1.735.020.776	42.649.642.795	544.968.319.967	0,07826
49	TSPC	Tempo Scan Pasific Tbk	544.164.330.634	389.056.012.112	155.108.318.522	7.434.900.309.021	0,02086
50	UNVR	Unilever Indonesia Tbk	7.059.862.000.000	1.606.734.000.000	5.453.128.000.000	18.906.413.000.000	0,28843

PERHITUNGAN FREE CASH FLOW TAHUN 2018

NO	KODE	NAMA PERUSAHAAN	ARUS KAS OPERASI	BELANJA MODAL	ARUS KAS OPERASI - BELANJA MODAL	TOTAL ASET	FCF
1	AALI	Astra Agro Lestari Tbk	2.045.235.000.000	939.268.000.000	1.105.967.000.000	26.856.967.000.000	0,04118
2	AMFG	Asahimas Flat Glass Tbk	216.818.000.000	1.914.669.000.000	-1.697.851.000.000	8.432.632.000.000	-0,20134
3	ANJT	Austindo Nusantara Jaya	-6.385.296.000	29.191.934.000	-35.577.230.000	602.204.916.000	-0,05908
4	ARNA	Arwana Citra Mulia Tbk	356.764.910.588	80.884.971.616	275.879.938.972	1.652.905.985.730	0,16691
5	ASII	Astra International Tbk	27.692.000.000.000	13.378.000.000.000	14.314.000.000.000	344.711.000.000.000	0,04152
6	AUTO	Astra Otoparts Tbk	678.469.000.000	350.583.000.000	327.886.000.000	15.889.648.000.000	0,02064
7	BATA	Sepatu Bata Tbk	40.450.899.000	20.052.297.000	20.398.602.000	876.856.225.000	0,02326
8	DLTA	Delta Djakarta Tbk	342.493.551.000	16.726.754.000	325.766.797.000	1.523.517.170.000	0,21383
9	DSNG	Dharma Satya Nusantara	298.337.000.000	487.410.000.000	-189.073.000.000	11.738.892.000.000	-0,01611
10	DVLA	Darya Varia Laboratoria Tbk	26.628.428.000	45.488.022.000	-18.859.594.000	1.682.821.739.000	-0,01121
11	EKAD	Ekadharna International Tbk	61.219.347.295	40.253.534.366	20.965.812.929	853.267.454.400	0,02457
12	GGRM	Gudang Garam Tbk	11.224.700.000.000	3.110.989.000.000	8.113.711.000.000	69.097.219.000.000	0,11742
13	HMSP	Handjaya Mandala Sampoerna Tbk	20.193.483.000.000	984.541.000.000	19.208.942.000.000	46.602.420.000.000	0,41219
14	ICBP	PT Indofood CBP Sukses Makmur Tbk	4.653.375.000.000	2.000.717.000.000	2.652.658.000.000	34.367.153.000.000	0,07719
15	IKBI	Sumi Indo Kabel Tbk	8.293.984.000.000	6.561.000.000.000	1.732.984.000.000	81.407.029.000.000	0,02129
16	IMAS	Indomobil Sukses Internasional	2.240.811.709.699	2.293.204.705.683	-52.392.995.984	40.955.996.273.862	-0,00128
17	INAI	Indal Aluminium	132.356.154.811	16.891.618.935	115.464.535.876	1.400.683.598.096	0,08243

NO	KODE	NAMA PERUSAHAAN	ARUS KAS OPERASI	BELANJA MODAL	ARUS KAS OPERASI - BELANJA MODAL	TOTAL ASET	FCF
		Industry Tbk					
18	INDF	PT Indofoood Sukses Makmur	5.935.829.000.000	7.236.247.000.000	-1.300.418.000.000	96.537.796.000.000	-0,01347
19	INKP	Indah Kiat Pulp	544.527.000	372.722.000	171.805.000	8.751.013.000	0,01963
20	INTP	Indocemenet Tunggal Prakasa Tbk	1.984.532.000.000	514.180.000.000	1.470.352.000.000	27.788.562.000.000	0,05291
21	KAEF	Kimia Farma Tbk	258.254.551.890	1.030.638.042.347	-772.383.490.457	9.460.427.317.681	-0,08164
22	KBLI	KMI Wire and Cable Tbk	89.354.164.341	2.784.670.776	86.569.493.565	3.244.821.647.076	0,02668
23	KLBF	Kalbe Farma Tbk	2.770.775.949.459	1.307.327.219.368	1.463.448.730.091	18.146.206.145.369	0,08065
24	LION	Lion Metal Works Tbk	979.689.452	3.243.521.553	-2.263.832.101	696.192.628.101	-0,00325
25	LMSH	Lionmesh Prima Tbk	1.984.921.568	7.455.058.961	-5.470.137.393	160.027.280.153	-0,03418
26	LSIP	PP London Sumatera Indonesia Tbk	663.239.000.000	143.129.000.000	520.110.000.000	10.037.294.000.000	0,05182
27	MERK	Merck Indonesia Tbk	168.964.859.000	23.332.430.000	145.632.429.000	1.263.113.689.000	0,11530
28	MLBI	Multi Bintang Indonesia	1.412.515.000.000	275.980.000.000	1.136.535.000.000	2.889.501.000.000	0,39333
29	MYOR	Mayora Indah Tbk	459.283.241.788	671.673.892.309	-212.390.650.521	17.591.706.426.634	-0,01207
30	PBRX	Pan Brothers Tbk	-11.397.740.000	1.030.717.000	-12.428.457.000	579.066.122.000	-0,02146
31	RICY	Ricky Putra Globalindo Tbk	170.012.017.007	37.414.558.481	132.597.458.526	1.539.602.054.832	0,08612
32	ROTI	PT Nippon Indosari Corporindo Tbk	295.922.456.326	160.806.939.102	135.115.517.224	4.393.810.380.883	0,03075
33	SCCO	Supreme Cable Manufacturing and Commerce Tbk	133.493.168.560	38.904.681.517	94.588.487.043	4.016.737.217.286	0,02355

NO	KODE	NAMA PERUSAHAAN	ARUS KAS OPERASI	BELANJA MODAL	ARUS KAS OPERASI - BELANJA MODAL	TOTAL ASET	FCF
34	SGRO	Sampoerna Agro Tbk	416.237.070.000	375.203.387.000	41.033.683.000	9.018.844.952.000	0,00455
35	SIDO	Industri Jamu dan Farmasi Sido Muncul Tbk	846.389.000.000	132.638.000.000	713.751.000.000	3.337.628.000.000	0,21385
36	SIMP	Salis Ivomas Pratama Tbk	1.155.072.000.000	1.404.938.000.000	-249.866.000.000	34.666.506.000.000	-0,00721
37	SKLT	PT Siantar Top Tbk	14.653.378.405	32.052.348.732	-17.398.970.327	747.293.725.435	-0,02328
38	SMBR	Semen Baturaja (Persero) Tbk	64.469.290.000	197.888.713.000	-133.419.423.000	5.538.079.503.000	-0,02409
39	SMGR	Semen Indonesia (Persero) Tbk	4.462.460.482.000	1.790.173.160.000	2.672.287.322.000	51.155.890.227.000	0,05224
40	SMSM	Selamat Sempurna Tbk	542.647.000.000	175.876.000.000	366.771.000.000	2.801.013.000.000	0,13094
41	SRIL	Sri Rejeki Isman Tbk	64.508.730.000	37.178.924.000	27.329.806.000	1.364.271.991.000	0,02003
42	SSMS	Sawit Sumbermas Sarana	324.498.844.000	188.578.501.000	135.920.343.000	11.296.112.298.000	0,01203
43	TBLA	Tunas Baru Lampung	2.213.000.000	689.929.000.000	-687.716.000.000	16.339.916.000.000	-0,04209
44	TCID	Mandom Indonesia Tbk	193.367.434.215	184.948.105.859	8.419.328.356	2.445.143.511.801	0,00344
45	TKIM	Pabrik Kertas Tjiwi Kimia	40.853.000.000	25.669.000.000	15.184.000.000	2.955.136.000.000	0,00514
46	TOTO	Surya Toto Indonesia	356.708.729.806	19.043.130.360	337.665.599.446	2.897.119.790.044	0,11655
47	TPIA	Chandra Asri Petrochemical Tbk	403.515.000.000	17.183.000.000	386.332.000.000	3.173.486.000.000	0,12174
48	TRIS	Trisula International Tbk	21.043.441.800	17.613.028.571	3.430.413.229	633.014.281.325	0,00542
49	TSPC	Tempo Scan Pasific Tbk	389.088.123.975	466.219.345.128	-77.131.221.153	7.869.975.060.326	-0,00980
50	UNVR	Unilever Indonesia Tbk	7.014.537.000.000	998.329.000.000	6.016.208.000.000	19.522.970.000.000	0,30816

LAMPIRAN 4
PERHITUNGAN *COLLATERALIZABLE ASSETS*
TAHUN 2014-2018

LAMPIRAN 4**PERHITUNGAN *COLLATERALIZABLE ASSETS* TAHUN 2014**

NO	KODE	NAMA PERUSAHAAN	TOTAL FIXED ASSETS	TOTAL ASSETS	COLLAS
1	AALI	Astra Agro Lestari Tbk	8.335.003.000.000	18.558.329.000.000	0,44912
2	AMFG	Asahimas Flat Glass Tbk	1.530.836.000.000	3.918.391.000.000	0,39068
3	ANJT	Austindo Nusantara Jaya	125.130.064.000	444.029.461.000	0,28181
4	ARNA	Arwana Citra Mulia Tbk	736.206.333.096	1.259.175.442.875	0,58467
5	ASII	Astra International Tbk	8.984.000.000.000	236.027.000.000.000	0,03806
6	AUTO	Astra Otoparts Tbk	3.305.968.000.000	14.380.928.000.000	0,22989
7	BATA	Sepatu Bata Tbk	245.225.987.000	774.891.087.000	0,31647
8	DLTA	Delta Djakarta Tbk	109.372.157.000	844.626.748.000	0,12949
9	DSNG	Dharma Satya Nusantara	1.962.477.000.000	7.174.488.000.000	0,27354
10	DVLA	Darya Varia Laboratoria Tbk	267.039.943.000	1.236.247.525.000	0,21601
11	EKAD	Ekadharma International Tbk	105.345.565.956	411.348.790.570	0,25610
12	GGRM	Gudang Garam Tbk	18.973.272.000.000	58.220.600.000.000	0,32589
13	HMSP	Handjaya Mandala Sampoerna Tbk	5.919.600.000.000	28.380.630.000.000	0,20858
14	ICBP	PT Indofood CBP Sukses Makmur Tbk	5.838.843.000.000	24.910.211.000.000	0,23440
15	IKBI	Sumi Indo Kabel Tbk	20.425.246.000.000	72.066.581.000.000	0,28342
16	IMAS	Indomobil Sukses Internasional	4.629.105.006.400	23.471.397.834.920	0,19722
17	INAI	Indal Aluminium Industry Tbk	103.335.945.534	897.281.657.710	0,11517
18	INDF	PT Indofood Sukses Makmur	22.011.488.000.000	85.938.885.000.000	0,25613

NO	KODE	NAMA PERUSAHAAN	TOTAL FIXED ASSETS	TOTAL ASSETS	COLLAS
19	INKP	Indah Kiat Pulp	4.394.593.000	6.519.273.000	0,67409
20	INTP	Indocemenet Tunggal Prakasa Tbk	12.143.632.000.000	28.884.973.000.000	0,42041
21	KAEF	Kimia Farma Tbk	557.939.412.570	2.968.184.626.297	0,18797
22	KBLI	KMI Wire and Cable Tbk	411.558.691.981	1.337.251.473.763	0,30776
23	KLBF	Kalbe Farma Tbk	2.925.546.783.050	11.315.061.275.026	0,25855
24	LION	Lion Metal Works Tbk	101.606.366.543	600.102.716.315	0,16931
25	LMSH	Lionmesh Prima Tbk	29.522.279.223	139.915.598.255	0,21100
26	LSIP	PP London Sumatera Indonesia Tbk	3.238.752.000.000	8.655.146.000.000	0,37420
27	MERK	Merck Indonesia Tbk	81.384.920.000	716.599.526.000	0,11357
28	MLBI	Multi Bintang Indonesia	1.314.739.000.000	1.847.112.000.000	0,71178
29	MYOR	Mayora Indah Tbk	3.585.011.717.083	10.291.106.029.334	0,34836
30	PBRX	Pan Brothers Tbk	75.760.328.000	366.494.477.000	0,20672
31	RICY	Ricky Putra Globalindo Tbk	318.630.063.545	1.170.752.424.106	0,27216
32	ROTI	PT Nippon Indosari Corporindo Tbk	1.679.981.658.119	2.142.894.276.216	0,78398
33	SCCO	Supreme Cable Manufacturing and Commerce Tbk	295.398.107.771	1.656.007.190.010	0,17838
34	SGRO	Sampoerna Agro Tbk	1.706.165.605.000	5.466.874.365.000	0,31209
35	SIDO	Industri Jamu dan Farmasi Sido Muncul Tbk	791.081.000.000	2.821.399.000.000	0,28039
36	SIMP	Salis Ivomas Pratama Tbk	10.330.692.000.000	30.996.051.000.000	0,33329
37	SKLT	PT Siantar Top Tbk	135.210.633.301	331.574.891.637	0,40778
38	SMBR	Semen Baturaja (Persero) Tbk	557.907.013.000	2.928.480.366.000	0,19051
39	SMGR	Semen Indonesia (Persero) Tbk	20.221.066.650.000	34.314.666.027.000	0,58928
40	SMSM	Selamat Sempurna Tbk	3.012.118.000.000	1.382.583.000.000	2,17862

NO	KODE	NAMA PERUSAHAAN	TOTAL FIXED ASSETS	TOTAL ASSETS	COLLAS
41	SRIL	Sri Rejeki Isman Tbk	322.597.417.000	689.865.904.000	0,46762
42	SSMS	Sawit Sumbermas Sarana	596.196.974.000	4.032.885.413.000	0,14783
43	TBLA	Tunas Baru Lampung	2.843.642.000.000	7.328.419.000.000	0,38803
44	TCID	Mandom Indonesia Tbk	923.951.560.313	1.853.235.343.636	0,49856
45	TKIM	Pabrik Kertas Tjiwi Kimia	1.142.914.000.000	2.710.936.000.000	0,42159
46	TOTO	Surya Toto Indonesia	80.711.736.092	2.027.288.693.678	0,03981
47	TPIA	Chandra Asri Petrochemical Tbk	950.135.000.000	1.831.315.000.000	0,51883
48	TRIS	Trisula International Tbk	117.375.191.424	523.900.642.605	0,22404
49	TSPC	Tempo Scan Pasific Tbk	1.554.389.853.202	5.592.730.492.960	0,27793
50	UNVR	Unilever Indonesia Tbk	7.348.025.000.000	14.297.799.000.000	0,51393

PERHITUNGAN COLLATERALIZABLE ASSETS TAHUN 2015

NO	KODE	NAMA PERUSAHAAN	TOTAL FIXED ASSETS	TOTAL ASSETS	COLLAS
1	AALI	Astra Agro Lestari Tbk	9.361.731.000.000	21.512.371.000.000	0,43518
2	AMFG	Asahimas Flat Glass Tbk	1.822.896.000.000	4.270.275.000.000	0,42688
3	ANJT	Austindo Nusantara Jaya	162.381.590.000	470.444.020.000	0,34517
4	ARNA	Arwana Citra Mulia Tbk	884.792.151.368	1.430.779.475.454	0,61840
5	ASII	Astra International Tbk	41.702.000.000.000	245.435.000.000.000	0,16991
6	AUTO	Astra Otoparts Tbk	3.507.217.000.000	14.339.110.000.000	0,24459
7	BATA	Sepatu Bata Tbk	234.746.191.000	795.257.974.000	0,29518
8	DLTA	Delta Djakarta Tbk	105.314.440.000	1.038.321.916.000	0,10143
9	DSNG	Dharma Satya Nusantara	1.948.490.000.000	7.853.275.000.000	0,24811
10	DVLA	Darya Varia Laboratoria Tbk	258.265.183.000	1.376.278.237.000	0,18765
11	EKAD	Ekadharma International Tbk	96.595.733.391	389.691.595.500	0,24788
12	GGRM	Gudang Garam Tbk	20.106.488.000.000	63.505.413.000.000	0,31661
13	HMSP	Handjaya Mandala Sampoerna Tbk	6.281.176.000.000	38.010.724.000.000	0,16525
14	ICBP	PT Indofood CBP Sukses Makmur Tbk	6.555.660.000.000	26.560.624.000.000	0,24682
15	IKBI	Sumi Indo Kabel Tbk	20.905.176.000.000	75.507.152.000.000	0,27686
16	IMAS	Indomobil Sukses Internasional	4.593.403.877.461	24.860.957.839.497	0,18476
17	INAI	Indal Aluminium Industry Tbk	231.997.724.037	1.330.259.296.537	0,17440
18	INDF	PT Indofood Sukses Makmur	25.096.342.000.000	91.831.526.000.000	0,27329
19	INKP	Indah Kiat Pulp	4.287.657.000	7.038.412.000	0,60918
20	INTP	Indocemenet Tunggal Prakasa Tbk	13.813.892.000.000	27.638.360.000.000	0,49981
21	KAEF	Kimia Farma Tbk	674.489.435.928	3.434.879.313.035	0,19636

NO	KODE	NAMA PERUSAHAAN	TOTAL FIXED ASSETS	TOTAL ASSETS	COLLAS
22	KBLI	KMI Wire and Cable Tbk	552.110.764.623	1.551.799.840.976	0,35579
23	KLBF	Kalbe Farma Tbk	3.938.494.051.483	13.696.417.381.439	0,28756
24	LION	Lion Metal Works Tbk	112.954.807.003	639.330.150.373	0,17668
25	LMSH	Lionmesh Prima Tbk	27.799.616.826	133.782.751.041	0,20780
26	LSIP	PP London Sumatera Indonesia Tbk	3.427.971.000.000	8.848.792.000.000	0,38739
27	MERK	Merck Indonesia Tbk	110.784.138.000	641.646.818.000	0,17266
28	MLBI	Multi Bintang Indonesia	1.266.072.000.000	2.100.853.000.000	0,60265
29	MYOR	Mayora Indah Tbk	3.770.695.841.693	11.342.715.686.221	0,33243
30	PBRX	Pan Brothers Tbk	122.867.260.000	442.841.222.000	0,27745
31	RICY	Ricky Putra Globalindo Tbk	338.072.177.252	1.198.193.867.892	0,28215
32	ROTI	PT Nippon Indosari Corporindo Tbk	1.821.378.205.498	2.706.323.637.034	0,67301
33	SCCO	Supreme Cable Manufacturing and Commerce Tbk	317.988.081.159	1.773.144.328.632	0,17934
34	SGRO	Sampoerna Agro Tbk	1.909.328.520.000	7.294.672.621.000	0,26174
35	SIDO	Industri Jamu dan Farmasi Sido Muncul Tbk	961.873.000.000	2.796.111.000.000	0,34400
36	SIMP	Salis Ivomas Pratama Tbk	10.810.812.000.000	31.697.142.000.000	0,34107
37	SKLT	PT Siantar Top Tbk	148.556.690.479	377.110.748.359	0,39393
38	SMBR	Semen Baturaja (Persero) Tbk	787.023.588.000	3.268.667.933.000	0,24078
39	SMGR	Semen Indonesia (Persero) Tbk	25.167.682.710.000	38.153.118.932.000	0,65965
40	SMSM	Selamat Sempurna Tbk	714.935.000.000	2.220.108.000.000	0,32203
41	SRIL	Sri Rejeki Isman Tbk	440.876.907.000	783.346.730.000	0,56281
42	SSMS	Sawit Sumbermas Sarana	1.756.355.900.000	6.979.913.216.000	0,25163
43	TBLA	Tunas Baru Lampung	4.442.472.000.000	9.293.023.000.000	0,47804

NO	KODE	NAMA PERUSAHAAN	TOTAL FIXED ASSETS	TOTAL ASSETS	COLLAS
44	TCID	Mandom Indonesia Tbk	902.694.745.887	2.082.096.848.703	0,43355
45	TKIM	Pabrik Kertas Tjiwi Kimia	1.245.138.000.000	2.683.873.000.000	0,46393
46	TOTO	Surya Toto Indonesia	875.127.024.145	2.439.540.859.205	0,35873
47	TPIA	Chandra Asri Petrochemical Tbk	1.308.048.000.000	1.862.386.000.000	0,70235
48	TRIS	Trisula International Tbk	127.003.766.652	577.786.346.557	0,21981
49	TSPC	Tempo Scan Pasific Tbk	1.616.562.460.878	6.284.729.099.203	0,25722
50	UNVR	Unilever Indonesia Tbk	8.320.917.000.000	15.729.945.000.000	0,52899

PERHITUNGAN COLLATERALIZABLE ASSETS TAHUN 2016

NO	KODE	NAMA PERUSAHAAN	TOTAL FIXED ASSETS	TOTAL ASSETS	COLLAS
1	AALI	Astra Agro Lestari Tbk	10.027.968.000.000	24.226.122.000.000	0,41393
2	AMFG	Asahimas Flat Glass Tbk	3.520.207.000.000	5.504.890.000.000	0,63947
3	ANJT	Austindo Nusantara Jaya	177.347.866.000	525.107.676.000	0,33774
4	ARNA	Arwana Citra Mulia Tbk	858.698.468.313	1.543.216.299.146	0,55643
5	ASII	Astra International Tbk	43.237.000.000.000	261.855.000.000.000	0,16512
6	AUTO	Astra Otoparts Tbk	3.599.815.000.000	14.612.274.000.000	0,24636
7	BATA	Sepatu Bata Tbk	219.554.437.000	804.742.917.000	0,27283
8	DLTA	Delta Djakarta Tbk	96.275.498.000	1.197.796.650.000	0,08038
9	DSNG	Dharma Satya Nusantara	2.084.892.000.000	8.183.318.000.000	0,25477
10	DVLA	Darya Varia Laboratoria Tbk	404.599.316.000	1.531.365.558.000	0,26421
11	EKAD	Ekadharma International Tbk	354.771.515.162	702.508.630.708	0,50501
12	GGRM	Gudang Garam Tbk	20.498.173.000.000	62.951.634.000.000	0,32562
13	HMSP	Handjaya Mandala Sampoerna Tbk	6.895.483.000.000	42.508.277.000.000	0,16222
14	ICBP	PT Indofood CBP Sukses Makmur Tbk	7.114.288.000.000	28.901.948.000.000	0,24615
15	IKBI	Sumi Indo Kabel Tbk	21.390.873.000.000	76.768.386.000.000	0,27864
16	IMAS	Indomobil Sukses Internasional	3.864.989.875.127	25.633.342.258.679	0,15078
17	INAI	Indal Aluminium Industry Tbk	340.067.780.471	1.339.032.413.455	0,25397
18	INDF	PT Indofood Sukses Makmur	25.701.913.000.000	82.174.515.000.000	0,31277
19	INKP	Indah Kiat Pulp	4.043.525.000	6.878.800.000	0,58782
20	INTP	Indocemenet Tunggal Prakasa Tbk	14.643.695.000.000	30.150.580.000.000	0,48569
21	KAEF	Kimia Farma Tbk	1.006.745.257.089	4.612.562.541.064	0,21826

NO	KODE	NAMA PERUSAHAAN	TOTAL FIXED ASSETS	TOTAL ASSETS	COLLAS
22	KBLI	KMI Wire and Cable Tbk	560.534.774.701	1.871.422.416.044	0,29952
23	KLBF	Kalbe Farma Tbk	4.555.756.101.580	15.226.009.210.657	0,29921
24	LION	Lion Metal Works Tbk	120.394.121.583	685.812.995.987	0,17555
25	LMSH	Lionmesh Prima Tbk	61.896.024.068	162.828.169.250	0,38013
26	LSIP	PP London Sumatera Indonesia Tbk	3.436.091.000.000	9.459.088.000.000	0,36326
27	MERK	Merck Indonesia Tbk	129.991.953.000	743.934.894.000	0,17474
28	MLBI	Multi Bintang Indonesia	1.278.015.000.000	2.275.038.000.000	0,56176
29	MYOR	Mayora Indah Tbk	3.859.420.029.792	12.922.421.859.142	0,29866
30	PBRX	Pan Brothers Tbk	123.416.244.000	519.506.767.000	0,23756
31	RICY	Ricky Putra Globalindo Tbk	332.510.848.915	1.288.683.925.066	0,25802
32	ROTI	PT Nippon Indosari Corporindo Tbk	1.842.722.492.525	2.919.640.858.718	0,63115
33	SCCO	Supreme Cable Manufacturing and Commerce Tbk	322.517.672.904	2.449.935.491.586	0,13164
34	SGRO	Sampoerna Agro Tbk	1.867.799.941.000	8.328.480.337.000	0,22427
35	SIDO	Industri Jamu dan Farmasi Sido Muncul Tbk	1.051.227.000.000	2.987.614.000.000	0,35186
36	SIMP	Salis Ivomas Pratama Tbk	10.626.686.000.000	32.537.592.000.000	0,32660
37	SKLT	PT Siantar Top Tbk	299.674.475.232	568.239.939.951	0,52737
38	SMBR	Semen Baturaja (Persero) Tbk	3.480.075.405.000	4.368.876.996.000	0,79656
39	SMGR	Semen Indonesia (Persero) Tbk	30.846.750.207.000	44.226.895.982.000	0,69747
40	SMSM	Selamat Sempurna Tbk	658.258.000.000	2.254.740.000.000	0,29194
41	SRIL	Sri Rejeki Isman Tbk	519.304.496.000	947.169.710.000	0,54827
42	SSMS	Sawit Sumbermas Sarana	4.266.038.149.000	7.308.221.222.000	0,58373
43	TBLA	Tunas Baru Lampung	5.472.981.000.000	125.968.240.000.000	0,04345

NO	KODE	NAMA PERUSAHAAN	TOTAL FIXED ASSETS	TOTAL ASSETS	COLLAS
44	TCID	Mandom Indonesia Tbk	935.344.860.312	2.185.101.038.101	0,42806
45	TKIM	Pabrik Kertas Tjiwi Kimia	1.164.010.000.000	2.491.282.000.000	0,46723
46	TOTO	Surya Toto Indonesia	881.751.585.667	2.581.440.938.262	0,34157
47	TPIA	Chandra Asri Petrochemical Tbk	1.316.744.000.000	2.129.269.000.000	0,61840
48	TRIS	Trisula International Tbk	132.953.556.301	639.701.164.511	0,20784
49	TSPC	Tempo Scan Pasific Tbk	1.806.744.212.273	6.585.807.349.438	0,27434
50	UNVR	Unilever Indonesia Tbk	9.529.476.000.000	16.745.695.000.000	0,56907

PERHITUNGAN COLLATERALIZABLE ASSETS TAHUN 2017

NO	KODE	NAMA PERUSAHAAN	TOTAL FIXED ASSETS	TOTAL ASSETS	COLLAS
1	AALI	Astra Agro Lestari Tbk	10.152.225.000.000	25.119.609.000.000	0,40416
2	AMFG	Asahimas Flat Glass Tbk	4.068.690.000.000	6.267.816.000.000	0,64914
3	ANJT	Austindo Nusantara Jaya	175.682.881.000	569.469.173.000	0,30850
4	ARNA	Arwana Citra Mulia Tbk	833.704.877.050	1.601.346.561.573	0,52063
5	ASII	Astra International Tbk	48.402.000.000.000	295.646.000.000.000	0,16372
6	AUTO	Astra Otoparts Tbk	3.526.867.000.000	14.762.309.000.000	0,23891
7	BATA	Sepatu Bata Tbk	218.946.522.000	855.691.231.000	0,25587
8	DLTA	Delta Djakarta Tbk	89.978.944.000	1.340.842.765.000	0,06711
9	DSNG	Dharma Satya Nusantara	2.050.834.000.000	8.452.115.000.000	0,24264
10	DVLA	Darya Varia Laboratoria Tbk	395.989.095.000	1.640.886.147.000	0,24133
11	EKAD	Ekadharna International Tbk	364.850.961.596	796.767.646.172	0,45791
12	GGRM	Gudang Garam Tbk	21.408.575.000.000	66.759.930.000.000	0,32068
13	HMSP	Handjaya Mandala Sampoerna Tbk	6.890.750.000.000	43.141.063.000.000	0,15973
14	ICBP	PT Indofood CBP Sukses Makmur Tbk	8.120.254.000.000	31.619.514.000.000	0,25681
15	IKBI	Sumi Indo Kabel Tbk	23.946.450.000.000	81.806.174.000.000	0,29272
16	IMAS	Indomobil Sukses Internasional	4.644.382.715.461	31.440.443.615.533	0,14772
17	INAI	Indal Aluminium Industry Tbk	226.998.517.718	1.213.916.545.120	0,18700
18	INDF	PT Indofood Sukses Makmur	39.492.287.000.000	88.400.877.000.000	0,44674
19	INKP	Indah Kiat Pulp	3.835.657.000	7.634.236.000	0,50243
20	INTP	Indocemenet Tunggal Prakasa Tbk	14.979.453.000.000	28.863.676.000.000	0,51897
21	KAEF	Kimia Farma Tbk	1.687.785.385.991	6.096.148.972.533	0,27686

NO	KODE	NAMA PERUSAHAAN	TOTAL FIXED ASSETS	TOTAL ASSETS	COLLAS
22	KBLI	KMI Wire and Cable Tbk	1.043.801.546.776	3.013.760.616.985	0,34635
23	KLBF	Kalbe Farma Tbk	5.342.659.713.054	16.616.239.416.335	0,32153
24	LION	Lion Metal Works Tbk	97.577.993.791	681.937.947.736	0,14309
25	LMSH	Lionmesh Prima Tbk	53.554.909.787	161.163.426.840	0,33230
26	LSIP	PP London Sumatera Indonesia Tbk	3.233.981.000.000	9.852.695.000.000	0,32823
27	MERK	Merck Indonesia Tbk	177.729.098.000	847.006.544.000	0,20983
28	MLBI	Multi Bintang Indonesia	1.364.086.000.000	2.510.078.000.000	0,54344
29	MYOR	Mayora Indah Tbk	3.988.757.428.380	14.915.849.800.251	0,26742
30	PBRX	Pan Brothers Tbk	121.327.766.000	573.351.293.000	0,21161
31	RICY	Ricky Putra Globalindo Tbk	323.156.365.786	1.374.444.788.282	0,23512
32	ROTI	PT Nippon Indosari Corporindo Tbk	1.993.663.314.016	4.559.573.709.411	0,43725
33	SCCO	Supreme Cable Manufacturing and Commerce Tbk	1.687.349.407.527	4.014.244.589.706	0,42034
34	SGRO	Sampoerna Agro Tbk	1.948.594.873.000	8.364.143.632.000	0,23297
35	SIDO	Industri Jamu dan Farmasi Sido Muncul Tbk	1.215.176.000.000	3.158.198.000.000	0,38477
36	SIMP	Salis Ivomas Pratama Tbk	19.966.409.000.000	33.859.154.000.000	0,58969
37	SKLT	PT Siantar Top Tbk	311.810.228.981	636.284.210.210	0,49005
38	SMBR	Semen Baturaja (Persero) Tbk	3.844.488.329.000	5.060.337.247.000	0,75973
39	SMGR	Semen Indonesia (Persero) Tbk	32.523.309.598.000	49.068.650.213.000	0,66281
40	SMSM	Selamat Sempurna Tbk	683.803.000.000	2.443.341.000.000	0,27986
41	SRIL	Sri Rejeki Isman Tbk	546.707.929.000	1.192.901.038.000	0,45830
42	SSMS	Sawit Sumbermas Sarana	4.399.217.848.000	9.773.852.468.000	0,45010
43	TBLA	Tunas Baru Lampung	6.192.524.000.000	14.354.225.000.000	0,43141

NO	KODE	NAMA PERUSAHAAN	TOTAL FIXED ASSETS	TOTAL ASSETS	COLLAS
44	TCID	Mandom Indonesia Tbk	964.642.806.296	2.361.807.189.430	0,40843
45	TKIM	Pabrik Kertas Tjiwi Kimia	1.099.783.000.000	2.580.875.000.000	0,42613
46	TOTO	Surya Toto Indonesia	806.391.112.949	2.826.490.815.501	0,28530
47	TPIA	Chandra Asri Petrochemical Tbk	1.447.665.000.000	2.987.304.000.000	0,48461
48	TRIS	Trisula International Tbk	126.623.972.147	544.968.319.967	0,23235
49	TSPC	Tempo Scan Pasific Tbk	1.984.179.208.981	7.434.900.309.021	0,26687
50	UNVR	Unilever Indonesia Tbk	10.422.133.000.000	18.906.413.000.000	0,55125

PERHITUNGAN COLLATERALIZABLE ASSETS TAHUN 2018

NO	KODE	NAMA PERUSAHAAN	TOTAL FIXED ASSETS	TOTAL ASSETS	COLLAS
1	AALI	Astra Agro Lestari Tbk	10.219.013.000.000	26.856.967.000.000	0,38050
2	AMFG	Asahimas Flat Glass Tbk	5.940.400.000.000	8.432.632.000.000	0,70445
3	ANJT	Austindo Nusantara Jaya	193.309.303.000	602.204.916.000	0,32100
4	ARNA	Arwana Citra Mulia Tbk	795.547.807.911	1.652.905.985.730	0,48130
5	ASII	Astra International Tbk	57.733.000.000.000	344.711.000.000.000	0,16748
6	AUTO	Astra Otoparts Tbk	3.498.912.000.000	15.889.648.000.000	0,22020
7	BATA	Sepatu Bata Tbk	240.000.026.000	876.856.225.000	0,27371
8	DLTA	Delta Djakarta Tbk	90.191.394.000	1.523.517.170.000	0,05920
9	DSNG	Dharma Satya Nusantara	2.998.657.000.000	11.738.892.000.000	0,25545
10	DVLA	Darya Varia Laboratoria Tbk	294.751.573.000	1.682.821.739.000	0,17515
11	EKAD	Ekadharma International Tbk	371.559.780.027	853.267.454.400	0,43546
12	GGRM	Gudang Garam Tbk	22.758.558.000.000	69.097.219.000.000	0,32937
13	HMSP	Handjaya Mandala Sampoerna Tbk	7.288.435.000.000	46.602.420.000.000	0,15640
14	ICBP	PT Indofood CBP Sukses Makmur Tbk	10.741.622.000.000	34.367.153.000.000	0,31255
15	IKBI	Sumi Indo Kabel Tbk	32.050.036.000.000	81.407.029.000.000	0,39370
16	IMAS	Indomobil Sukses Internasional	7.081.169.075.003	40.955.996.273.862	0,17290
17	INAI	Indal Aluminium Industry Tbk	227.489.647.951	1.400.683.598.096	0,16241
18	INDF	PT Indofood Sukses Makmur	42.388.236.000.000	96.537.796.000.000	0,43908
19	INKP	Indah Kiat Pulp	3.933.605.000	8.751.013.000	0,44950
20	INTP	Indocemenet Tunggal Prakasa Tbk	14.637.185.000.000	27.788.562.000.000	0,52673
21	KAEF	Kimia Farma Tbk	2.693.681.582.098	9.460.427.317.681	0,28473

NO	KODE	NAMA PERUSAHAAN	TOTAL FIXED ASSETS	TOTAL ASSETS	COLLAS
22	KBLI	KMI Wire and Cable Tbk	953.319.581.106	3.244.821.647.076	0,29380
23	KLBF	Kalbe Farma Tbk	6.252.801.150.475	18.146.206.145.369	0,34458
24	LION	Lion Metal Works Tbk	88.577.346.166	696.192.628.101	0,12723
25	LMSH	Lionmesh Prima Tbk	55.856.775.347	160.027.280.153	0,34905
26	LSIP	PP London Sumatera Indonesia Tbk	3.140.708.000.000	10.037.294.000.000	0,31290
27	MERK	Merck Indonesia Tbk	186.743.248.000	1.263.113.689.000	0,14784
28	MLBI	Multi Bintang Indonesia	1.524.061.000.000	2.889.501.000.000	0,52745
29	MYOR	Mayora Indah Tbk	4.258.300.525.120	17.591.706.426.634	0,24206
30	PBRX	Pan Brothers Tbk	114.026.589.000	579.066.122.000	0,19691
31	RICY	Ricky Putra Globalindo Tbk	314.172.000.547	1.539.602.054.832	0,20406
32	ROTI	PT Nippon Indosari Corporindo Tbk	2.222.133.112.899	4.393.810.380.883	0,50574
33	SCCO	Supreme Cable Manufacturing and Commerce Tbk	1.683.305.229.385	4.016.737.217.286	0,41907
34	SGRO	Sampoerna Agro Tbk	2.121.688.781.000	9.018.844.952.000	0,23525
35	SIDO	Industri Jamu dan Farmasi Sido Muncul Tbk	1.553.362.000.000	3.337.628.000.000	0,46541
36	SIMP	Salis Ivomas Pratama Tbk	20.065.928.000.000	34.666.506.000.000	0,57883
37	SKLT	PT Siantar Top Tbk	323.244.348.971	747.293.725.435	0,43255
38	SMBR	Semen Baturaja (Persero) Tbk	4.012.558.978.000	5.538.079.503.000	0,72454
39	SMGR	Semen Indonesia (Persero) Tbk	32.748.895.968.000	51.155.890.227.000	0,64018
40	SMSM	Selamat Sempurna Tbk	749.122.000.000	2.801.013.000.000	0,26745
41	SRIL	Sri Rejeki Isman Tbk	653.580.976.000	1.364.271.991.000	0,47907
42	SSMS	Sawit Sumbermas Sarana	4.579.445.684.000	11.296.112.298.000	0,40540
43	TBLA	Tunas Baru Lampung	6.428.456.000.000	16.339.916.000.000	0,39342

NO	KODE	NAMA PERUSAHAAN	TOTAL FIXED ASSETS	TOTAL ASSETS	COLLAS
44	TCID	Mandom Indonesia Tbk	998.708.967.039	2.445.143.511.801	0,40845
45	TKIM	Pabrik Kertas Tjiwi Kimia	1.033.444.000.000	2.955.136.000.000	0,34971
46	TOTO	Surya Toto Indonesia	732.411.678.729	2.897.119.790.044	0,25281
47	TPIA	Chandra Asri Petrochemical Tbk	1.726.965.000.000	3.173.486.000.000	0,54419
48	TRIS	Trisula International Tbk	121.891.794.614	633.014.281.325	0,19256
49	TSPC	Tempo Scan Pasific Tbk	2.271.379.683.420	7.869.975.060.326	0,28861
50	UNVR	Unilever Indonesia Tbk	8.325.029.000.000	19.522.970.000.000	0,42642

LAMPIRAN 5
PERHITUNGAN PERTUMBUHAN PERUSAHAAN
TAHUN 2014-2018

LAMPIRAN 5**PERHITUNGAN PERTUMBUHAN PERUSAHAAN TAHUN 2014**

NO	KODE	NAMA PERUSAHAAN	TOTAL ASET T	TOTAL ASET T-1	(TOT ASET T - TOT ASET T-1) : TOTAL ASET T-1
1	AALI	Astra Agro Lestari Tbk	18.558.329.000.000	14.963.190.000.000	0,24027
2	AMFG	Asahimas Flat Glass Tbk	3.918.391.000.000	3.539.393.000.000	0,10708
3	ANJT	Austindo Nusantara Jaya	444.029.461.000	267.872.692.000	0,65761
4	ARNA	Arwana Citra Mulia Tbk	1.259.175.442.875	1.135.244.802.060	0,10917
5	ASII	Astra International Tbk	236.027.000.000.000	213.994.000.000.000	0,10296
6	AUTO	Astra Otoparts Tbk	14.380.928.000.000	12.484.843.000.000	0,15187
7	BATA	Sepatu Bata Tbk	774.891.087.000	680.685.060.000	0,13840
8	DLTA	Delta Djakarta Tbk	844.626.748.000	684.734.499.000	0,23351
9	DSNG	Dharma Satya Nusantara	7.174.488.000.000	5.921.055.000.000	0,21169
10	DVLA	Darya Varia Laboratoria Tbk	1.236.247.525.000	1.190.054.288.000	0,03882
11	EKAD	Ekadharma International Tbk	411.348.790.570	343.601.504.089	0,19717
12	GGRM	Gudang Garam Tbk	58.220.600.000.000	50.770.251.000.000	0,14675
13	HMSP	Handjaya Mandala Sampoerna Tbk	283.806.300.000.000	27.404.594.000.000	9,35616
14	ICBP	PT Indofood CBP Sukses Makmur Tbk	24.910.211.000.000	21.267.470.000.000	0,17128
15	IKBI	Sumi Indo Kabel Tbk	72.066.581.000.000	45.123.879.000.000	0,59708
16	IMAS	Indomobil Sukses Internasional	23.471.397.834.920	22.315.022.507.630	0,05182
17	INAI	Indal Aluminium Industry Tbk	897.281.657.710	765.881.409.376	0,17157

NO	KODE	NAMA PERUSAHAAN	TOTAL ASET T	TOTAL ASET T-1	(TOT ASET T - TOT ASET T-1) : TOTAL ASET T-1
18	INDF	PT Indofood Sukses Makmur	85.938.885.000.000	77.611.416.000.000	0,10730
19	INKP	Indah Kiat Pulp	6.519.273.000	6.777.194.000	-0,03806
20	INTP	Indocemenet Tunggal Prakasa Tbk	28.884.973.000.000	26.607.241.000.000	0,08561
21	KAEF	Kimia Farma Tbk	2.968.184.626.297	2.471.939.548.890	0,20075
22	KBLI	KMI Wire and Cable Tbk	1.337.251.473.763	1.337.022.291.951	0,00017
23	KLBF	Kalbe Farma Tbk	12.425.032.367.729	11.315.061.275.026	0,09810
24	LION	Lion Metal Works Tbk	600.102.716.315	498.567.897.161	0,20365
25	LMSH	Lionmesh Prima Tbk	139.915.598.255	141.697.598.705	-0,01258
26	LSIP	PP London Sumatera Indonesia Tbk	8.655.146.000.000	7.974.876.000.000	0,08530
27	MERK	Merck Indonesia Tbk	716.599.526.000	696.946.318.000	0,02820
28	MLBI	Multi Bintang Indonesia	1.847.112.000.000	1.462.234.000.000	0,26321
29	MYOR	Mayora Indah Tbk	10.291.106.029.334	9.709.838.250.473	0,05986
30	PBRX	Pan Brothers Tbk	366.494.477.000	233.842.506.000	0,56727
31	RICY	Ricky Putra Globalindo Tbk	1.170.752.424.106	1.109.865.329.758	0,05486
32	ROTI	PT Nippon Indosari Corporindo Tbk	2.142.894.276.216	1.822.689.047.108	0,17568
33	SCCO	Supreme Cable Manufacturing and Commerce Tbk	1.656.007.190.010	1.762.032.300.123	-0,06017
34	SGRO	Sampoerna Agro Tbk	5.466.874.365.000	4.512.655.525.000	0,21145
35	SIDO	Industri Jamu dan Farmasi Sido Muncul Tbk	2.821.399.000.000	2.951.507.000.000	-0,04408
36	SIMP	Salis Ivomas Pratama Tbk	30.996.051.000.000	28.065.121.000.000	0,10443
37	SKLT	PT Siantar Top Tbk	331.574.891.637	301.989.488.699	0,09797

NO	KODE	NAMA PERUSAHAAN	TOTAL ASET T	TOTAL ASET T-1	(TOT ASET T - TOT ASET T-1) : TOTAL ASET T-1
38	SMBR	Semen Baturaja (Persero) Tbk	2.928.480.366.000	2.711.416.335.000	0,08006
39	SMGR	Semen Indonesia (Persero) Tbk	34.314.666.027.000	30.792.884.092.000	0,11437
40	SMSM	Selamat Sempurna Tbk	1.382.583.000.000	1.331.292.000.000	0,03853
41	SRIL	Sri Rejeki Isman Tbk	689.865.904.000	458.690.770.000	0,50399
42	SSMS	Sawit Sumbermas Sarana	4.032.885.413.000	3.701.917.491.000	0,08940
43	TBLA	Tunas Baru Lampung	7.328.419.000.000	6.212.359.000.000	0,17965
44	TCID	Mandom Indonesia Tbk	1.853.235.343.636	1.465.952.460.752	0,26419
45	TKIM	Pabrik Kertas Tjiwi Kimia	2.710.936.000.000	2.604.956.000.000	0,04068
46	TOTO	Surya Toto Indonesia	2.027.288.693.678	1.746.177.682.568	0,16099
47	TPIA	Chandra Asri Petrochemical Tbk	1.831.315.000.000	1.800.778.000.000	0,01696
48	TRIS	Trisula International Tbk	523.900.642.605	475.428.240.024	0,10196
49	TSPC	Tempo Scan Pasific Tbk	5.592.730.492.960	5.407.957.915.805	0,03417
50	UNVR	Unilever Indonesia Tbk	14.297.799.000.000	12.631.381.000.000	0,13193

PERHITUNGAN PERTUMBUHAN PERUSAHAAN 2015

NO	KODE	NAMA PERUSAHAAN	TOTAL ASET T	TOTAL ASET T-1	(TOT ASET T - TOT ASET T-1) :TOTAL ASET T-1
1	AALI	Astra Agro Lestari Tbk	21.512.371.000.000	18.558.329.000.000	0,15918
2	AMFG	Asahimas Flat Glass Tbk	4.270.275.000.000	3.918.391.000.000	0,08980
3	ANJT	Austindo Nusantara Jaya	470.444.020.000	444.029.461.000	0,05949
4	ARNA	Arwana Citra Mulia Tbk	1.430.779.475.454	1.259.175.442.875	0,13628
5	ASII	Astra International Tbk	245.435.000.000.000	236.027.000.000.000	0,03986
6	AUTO	Astra Otoparts Tbk	14.339.110.000.000	14.380.928.000.000	-0,00291
7	BATA	Sepatu Bata Tbk	795.257.974.000	774.891.087.000	0,02628
8	DLTA	Delta Djakarta Tbk	1.038.321.916.000	844.626.748.000	0,22933
9	DSNG	Dharma Satya Nusantara	7.853.275.000.000	7.174.488.000.000	0,09461
10	DVLA	Darya Varia Laboratoria Tbk	1.376.278.237.000	1.236.247.525.000	0,11327
11	EKAD	Ekadharma International Tbk	389.691.595.500	411.348.790.570	-0,05265
12	GGRM	Gudang Garam Tbk	63.505.413.000.000	58.220.600.000.000	0,09077
13	HMSP	Handjaya Mandala Sampoerna Tbk	38.010.724.000.000	28.380.630.000.000	0,33932
14	ICBP	PT Indofood CBP Sukses Makmur Tbk	26.560.624.000.000	24.910.211.000.000	0,06625
15	IKBI	Sumi Indo Kabel Tbk	75.507.152.000.000	72.066.581.000.000	0,04774
16	IMAS	Indomobil Sukses Internasional	24.860.957.839.497	23.471.397.834.920	0,05920
17	INAI	Indal Aluminium Industry Tbk	1.330.259.296.537	897.281.657.710	0,48254
18	INDF	PT Indofood Sukses Makmur	91.831.526.000.000	85.938.885.000.000	0,06857
19	INKP	Indah Kiat Pulp	7.038.412.000	6.519.273.000	0,07963

NO	KODE	NAMA PERUSAHAAN	TOTAL ASET T	TOTAL ASET T-1	(TOT ASET T - TOT ASET T-1) :TOTAL ASET T-1
20	INTP	Indocemenet Tunggal Prakasa Tbk	27.638.360.000.000	28.884.973.000.000	-0,04316
21	KAEF	Kimia Farma Tbk	3.434.879.313.035	2.968.184.626.297	0,15723
22	KBLI	KMI Wire and Cable Tbk	1.551.799.840.976	1.337.251.473.763	0,16044
23	KLBF	Kalbe Farma Tbk	13.696.417.381.439	12.425.032.367.729	0,10232
24	LION	Lion Metal Works Tbk	639.330.150.373	600.102.716.315	0,06537
25	LMSH	Lionmesh Prima Tbk	133.782.751.041	139.915.598.255	-0,04383
26	LSIP	PP London Sumatera Indonesia Tbk	8.848.792.000.000	8.655.146.000.000	0,02237
27	MERK	Merck Indonesia Tbk	641.646.818.000	716.599.526.000	-0,10459
28	MLBI	Multi Bintang Indonesia	2.100.853.000.000	1.847.112.000.000	0,13737
29	MYOR	Mayora Indah Tbk	11.342.715.686.221	10.291.106.029.334	0,10219
30	PBRX	Pan Brothers Tbk	442.841.222.000	366.494.477.000	0,20832
31	RICY	Ricky Putra Globalindo Tbk	1.198.193.867.892	1.170.752.424.106	0,02344
32	ROTI	PT Nippon Indosari Corporindo Tbk	2.706.323.637.034	2.142.894.276.216	0,26293
33	SCCO	Supreme Cable Manufacturing and Commerce Tbk	1.773.144.328.632	1.656.007.190.010	0,07073
34	SGRO	Sampoerna Agro Tbk	7.294.672.621.000	5.466.874.365.000	0,33434
35	SIDO	Industri Jamu dan Farmasi Sido Muncul Tbk	2.796.111.000.000	2.821.399.000.000	-0,00896
36	SIMP	Salis Ivomas Pratama Tbk	31.697.142.000.000	30.996.051.000.000	0,02262
37	SKLT	PT Siantar Top Tbk	377.110.748.359	331.574.891.637	0,13733
38	SMBR	Semen Baturaja (Persero) Tbk	3.268.667.933.000	2.928.480.366.000	0,11617
39	SMGR	Semen Indonesia (Persero) Tbk	38.153.118.932.000	34.314.666.027.000	0,11186

NO	KODE	NAMA PERUSAHAAN	TOTAL ASET T	TOTAL ASET T-1	(TOT ASET T - TOT ASET T-1) :TOTAL ASET T-1
40	SMSM	Selamat Sempurna Tbk	2.220.108.000.000	1.382.583.000.000	0,60577
41	SRIL	Sri Rejeki Isman Tbk	783.346.730.000	689.865.904.000	0,13551
42	SSMS	Sawit Sumbermas Sarana	5.072.745.044.000	4.032.885.413.000	0,25785
43	TBLA	Tunas Baru Lampung	9.293.023.000.000	7.328.419.000.000	0,26808
44	TCID	Mandom Indonesia Tbk	2.082.096.848.703	1.853.235.343.636	0,12349
45	TKIM	Pabrik Kertas Tjiwi Kimia	2.683.873.000.000	2.710.936.000.000	-0,00998
46	TOTO	Surya Toto Indonesia	2.439.540.859.205	2.027.288.693.678	0,20335
47	TPIA	Chandra Asri Petrochemical Tbk	1.862.386.000.000	1.831.315.000.000	0,01697
48	TRIS	Trisula International Tbk	577.786.346.557	523.900.642.605	0,10285
49	TSPC	Tempo Scan Pasific Tbk	6.284.729.099.203	5.592.730.492.960	0,12373
50	UNVR	Unilever Indonesia Tbk	15.729.945.000.000	14.297.799.000.000	0,10017

PERHITUNGAN PERTUMBUHAN PERUSAHAAN 2016

NO	KODE	NAMA PERUSAHAAN	TOTAL ASET T	TOTAL ASET T-1	(TOT ASET T - TOT ASET T-1) :TOTAL ASET T-1
1	AALI	Astra Agro Lestari Tbk	2.422.612.200.000	21.512.371.000.000	-0,88739
2	AMFG	Asahimas Flat Glass Tbk	5.504.890.000.000	4.270.275.000.000	0,28912
3	ANJT	Austindo Nusantara Jaya	525.107.676.000	470.444.020.000	0,11620
4	ARNA	Arwana Citra Mulia Tbk	1.543.216.299.146	1.430.779.475.454	0,07858
5	ASII	Astra International Tbk	261.855.000.000.000	245.435.000.000.000	0,06690
6	AUTO	Astra Otoparts Tbk	14.612.274.000.000	14.339.110.000.000	0,01905
7	BATA	Sepatu Bata Tbk	804.742.917.000	795.257.974.000	0,01193
8	DLTA	Delta Djakarta Tbk	1.197.796.650.000	1.038.321.916.000	0,15359
9	DSNG	Dharma Satya Nusantara	8.183.318.000.000	7.853.275.000.000	0,04203
10	DVLA	Darya Varia Laboratoria Tbk	1.531.365.558.000	1.376.278.237.000	0,11269
11	EKAD	Ekadharna International Tbk	702.508.630.708	389.691.595.500	0,80273
12	GGRM	Gudang Garam Tbk	62.951.634.000.000	63.505.413.000.000	-0,00872
13	HMSP	Handjaya Mandala Sampoerna Tbk	42.508.277.000.000	38.010.724.000.000	0,11832
14	ICBP	PT Indofood CBP Sukses Makmur Tbk	28.901.948.000.000	26.560.624.000.000	0,08815
15	IKBI	Sumi Indo Kabel Tbk	76.768.386.000.000	75.507.152.000.000	0,01670
16	IMAS	Indomobil Sukses Internasional	25.633.342.258.679	24.860.957.839.497	0,03107
17	INAI	Indal Aluminium Industry Tbk	1.339.032.413.455	1.330.259.296.537	0,00660
18	INDF	PT Indofood Sukses Makmur	82.174.515.000.000	91.831.526.000.000	-0,10516
19	INKP	Indah Kiat Pulp	6.878.800.000	7.038.412.000	-0,02268

NO	KODE	NAMA PERUSAHAAN	TOTAL ASET T	TOTAL ASET T-1	(TOT ASET T - TOT ASET T-1) :TOTAL ASET T-1
20	INTP	Indocemenet Tunggal Prakasa Tbk	30.150.580.000.000	27.638.360.000.000	0,09090
21	KAEF	Kimia Farma Tbk	4.612.562.541.064	3.434.879.313.035	0,34286
22	KBLI	KMI Wire and Cable Tbk	1.871.422.416.044	1.551.799.840.976	0,20597
23	KLBF	Kalbe Farma Tbk	15.226.009.210.657	13.696.417.381.439	0,11168
24	LION	Lion Metal Works Tbk	685.812.995.987	639.330.150.373	0,07271
25	LMSH	Lionmesh Prima Tbk	162.828.169.250	133.782.751.041	0,21711
26	LSIP	PP London Sumatera Indonesia Tbk	9.459.088.000.000	8.848.792.000.000	0,06897
27	MERK	Merck Indonesia Tbk	743.934.894.000	641.646.818.000	0,15941
28	MLBI	Multi Bintang Indonesia	2.275.038.000.000	2.100.853.000.000	0,08291
29	MYOR	Mayora Indah Tbk	12.922.421.859.142	11.342.715.686.221	0,13927
30	PBRX	Pan Brothers Tbk	519.506.767.000	442.841.222.000	0,17312
31	RICY	Ricky Putra Globalindo Tbk	1.288.683.925.066	1.198.193.867.892	0,07552
32	ROTI	PT Nippon Indosari Corporindo Tbk	2.919.640.858.718	2.706.323.637.034	0,07882
33	SCCO	Supreme Cable Manufacturing and Commerce Tbk	2.449.935.491.586	1.773.144.328.632	0,38169
34	SGRO	Sampoerna Agro Tbk	8.328.480.337.000	7.294.672.621.000	0,14172
35	SIDO	Industri Jamu dan Farmasi Sido Muncul Tbk	2.987.614.000.000	2.796.111.000.000	0,06849
36	SIMP	Salis Ivomas Pratama Tbk	32.537.592.000.000	31.697.142.000.000	0,02652
37	SKLT	PT Siantar Top Tbk	568.239.939.951	377.110.748.359	0,50683
38	SMBR	Semen Baturaja (Persero) Tbk	4.368.876.996.000	3.268.667.933.000	0,33659
39	SMGR	Semen Indonesia (Persero) Tbk	44.226.895.982	38.153.118.932	0,15919

NO	KODE	NAMA PERUSAHAAN	TOTAL ASET T	TOTAL ASET T-1	(TOT ASET T - TOT ASET T-1) :TOTAL ASET T-1
40	SMSM	Selamat Sempurna Tbk	2.254.740.000.000	2.220.108.000.000	0,01560
41	SRIL	Sri Rejeki Isman Tbk	947.169.710.000	783.346.730.000	0,20913
42	SSMS	Sawit Sumbermas Sarana	7.308.221.222.000	5.072.745.044.000	0,44068
43	TBLA	Tunas Baru Lampung	125.968.240.000.000	92.930.230.000.000	0,35551
44	TCID	Mandom Indonesia Tbk	2.185.101.038.101	2.082.096.848.703	0,04947
45	TKIM	Pabrik Kertas Tjiwi Kimia	2.491.282.000.000	2.683.873.000.000	-0,07176
46	TOTO	Surya Toto Indonesia	2.581.440.938.262	2.439.540.859.205	0,05817
47	TPIA	Chandra Asri Petrochemical Tbk	2.129.269.000.000	1.862.386.000.000	0,14330
48	TRIS	Trisula International Tbk	639.701.164.511	577.786.346.557	0,10716
49	TSPC	Tempo Scan Pasific Tbk	6.585.807.349.438	6.284.729.099.203	0,04791
50	UNVR	Unilever Indonesia Tbk	16.745.695.000.000	15.729.945.000.000	0,06457

PERHITUNGAN PERTUMBUHAN PERUSAHAAN 2017

NO	KODE	NAMA PERUSAHAAN	TOTAL ASET T	TOTAL ASET T-1	(TOT ASET T - TOT ASET T-1) :TOTAL ASET T-1
1	AALI	Astra Agro Lestari Tbk	25.119.609.000.000	24.226.122.000.000	0,03688
2	AMFG	Asahimas Flat Glass Tbk	6.267.816.000.000	5.504.890.000.000	0,13859
3	ANJT	Austindo Nusantara Jaya	569.469.173.000	525.107.676.000	0,08448
4	ARNA	Arwana Citra Mulia Tbk	1.601.346.561.573	1.543.216.299.146	0,03767
5	ASII	Astra International Tbk	295.646.000.000.000	261.855.000.000.000	0,12904
6	AUTO	Astra Otoparts Tbk	14.762.309.000.000	14.612.274.000.000	0,01027
7	BATA	Sepatu Bata Tbk	855.691.231.000	804.742.917.000	0,06331
8	DLTA	Delta Djakarta Tbk	1.340.842.765.000	1.197.796.650.000	0,11942
9	DSNG	Dharma Satya Nusantara	8.452.115.000.000	8.183.318.000.000	0,03285
10	DVLA	Darya Varia Laboratoria Tbk	1.640.886.147.000	1.531.365.558.000	0,07152
11	EKAD	Ekadharma International Tbk	796.767.646.172	702.508.630.708	0,13417
12	GGRM	Gudang Garam Tbk	66.759.930.000.000	62.951.634.000.000	0,06050
13	HMSP	Handjaya Mandala Sampoerna Tbk	43.141.063.000.000	42.508.277.000.000	0,01489
14	ICBP	PT Indofood CBP Sukses Makmur Tbk	31.619.514.000.000	28.901.948.000.000	0,09403
15	IKBI	Sumi Indo Kabel Tbk	81.806.174.000.000	76.768.386.000.000	0,06562
16	IMAS	Indomobil Sukses Internasional	31.440.443.615.533	25.633.342.258.679	0,22654
17	INAI	Indal Aluminium Industry Tbk	1.213.916.545.120	1.339.032.413.455	-0,09344
18	INDF	PT Indofood Sukses Makmur	88.400.877.000.000	82.174.515.000.000	0,07577
19	INKP	Indah Kiat Pulp	7.634.236.000	6.878.800.000	0,10982

NO	KODE	NAMA PERUSAHAAN	TOTAL ASET T	TOTAL ASET T-1	(TOT ASET T - TOT ASET T-1) :TOTAL ASET T-1
20	INTP	Indocemenet Tunggal Prakasa Tbk	28.863.676.000.000	30.150.580.000.000	-0,04268
21	KAEF	Kimia Farma Tbk	6.096.148.972.533	4.612.562.541.064	0,32164
22	KBLI	KMI Wire and Cable Tbk	3.013.760.616.985	1.871.422.416.044	0,61041
23	KLBF	Kalbe Farma Tbk	16.616.239.416.335	15.226.009.210.657	0,09131
24	LION	Lion Metal Works Tbk	681.937.947.736	685.812.995.987	-0,00565
25	LMSH	Lionmesh Prima Tbk	161.163.426.840	162.828.169.250	-0,01022
26	LSIP	PP London Sumatera Indonesia Tbk	9.852.695.000.000	9.459.088.000.000	0,04161
27	MERK	Merck Indonesia Tbk	847.006.544.000	743.934.894.000	0,13855
28	MLBI	Multi Bintang Indonesia	2.510.078.000.000	2.275.038.000.000	0,10331
29	MYOR	Mayora Indah Tbk	14.915.849.800.251	12.922.421.859.142	0,15426
30	PBRX	Pan Brothers Tbk	573.351.293.000	519.506.767.000	0,10365
31	RICY	Ricky Putra Globalindo Tbk	1.374.444.788.282	1.288.683.925.066	0,06655
32	ROTI	PT Nippon Indosari Corporindo Tbk	4.559.573.709.411	2.919.640.858.718	0,56169
33	SCCO	Supreme Cable Manufacturing and Commerce Tbk	4.014.244.589.706	2.449.935.491.586	0,63851
34	SGRO	Sampoerna Agro Tbk	8.364.143.632.000	8.328.480.337.000	0,00428
35	SIDO	Industri Jamu dan Farmasi Sido Muncul Tbk	3.158.198.000.000	2.987.614.000.000	0,05710
36	SIMP	Salis Ivomas Pratama Tbk	33.859.154.000.000	32.537.592.000.000	0,04062
37	SKLT	PT Siantar Top Tbk	636.284.210.210	568.239.939.951	0,11975
38	SMBR	Semen Baturaja (Persero) Tbk	5.060.337.247.000	4.368.876.996.000	0,15827
39	SMGR	Semen Indonesia (Persero) Tbk	49.068.650.213.000	44.226.895.982.000	0,10948

NO	KODE	NAMA PERUSAHAAN	TOTAL ASET T	TOTAL ASET T-1	(TOT ASET T - TOT ASET T-1) :TOTAL ASET T-1
40	SMSM	Selamat Sempurna Tbk	2.443.341.000.000	2.254.740.000.000	0,08365
41	SRIL	Sri Rejeki Isman Tbk	1.192.901.038.000	947.169.710.000	0,25944
42	SSMS	Sawit Sumbermas Sarana	9.773.852.468.000	7.308.221.222.000	0,33738
43	TBLA	Tunas Baru Lampung	143.542.250.000.000	125.968.240.000.000	0,13951
44	TCID	Mandom Indonesia Tbk	2.361.807.189.430	2.185.101.038.101	0,08087
45	TKIM	Pabrik Kertas Tjiwi Kimia	2.580.875.000.000	2.491.282.000.000	0,03596
46	TOTO	Surya Toto Indonesia	2.826.490.815.501	2.581.440.938.262	0,09493
47	TPIA	Chandra Asri Petrochemical Tbk	2.987.304.000.000	2.129.269.000.000	0,40297
48	TRIS	Trisula International Tbk	544.968.319.967	639.701.164.511	-0,14809
49	TSPC	Tempo Scan Pasific Tbk	7.434.900.309.021	6.585.807.349.438	0,12893
50	UNVR	Unilever Indonesia Tbk	18.906.413.000.000	16.745.695.000.000	0,12903

PERHITUNGAN PERTUMBUHAN PERUSAHAAN 2018

NO	KODE	NAMA PERUSAHAAN	TOTAL ASET T	TOTAL ASET T-1	(TOT ASET T - TOT ASET T-1) :TOTAL ASET T-1
1	AALI	Astra Agro Lestari Tbk	26.856.967.000.000	25.119.609.000.000	0,06916
2	AMFG	Asahimas Flat Glass Tbk	8.432.632.000.000	6.267.816.000.000	0,34539
3	ANJT	Austindo Nusantara Jaya	602.204.916.000	569.469.173.000	0,05748
4	ARNA	Arwana Citra Mulia Tbk	1.652.905.985.730	1.601.346.561.573	0,03220
5	ASII	Astra International Tbk	344.711.000.000.000	295.646.000.000.000	0,16596
6	AUTO	Astra Otoparts Tbk	15.889.648.000.000	14.762.309.000.000	0,07637
7	BATA	Sepatu Bata Tbk	876.856.225.000	855.691.231.000	0,02473
8	DLTA	Delta Djakarta Tbk	1.523.517.170.000	1.340.842.765.000	0,13624
9	DSNG	Dharma Satya Nusantara	11.738.892.000.000	8.452.115.000.000	0,38887
10	DVLA	Darya Varia Laboratoria Tbk	1.682.821.739.000	1.640.886.147.000	0,02556
11	EKAD	Ekadharna International Tbk	853.267.454.400	796.767.646.172	0,07091
12	GGRM	Gudang Garam Tbk	69.097.219.000.000	66.759.930.000.000	0,03501
13	HMSP	Handjaya Mandala Sampoerna Tbk	46.602.420.000.000	43.141.063.000.000	0,08023
14	ICBP	PT Indofood CBP Sukses Makmur Tbk	34.367.153.000.000	31.619.514.000.000	0,08690
15	IKBI	Sumi Indo Kabel Tbk	81.407.029.000.000	81.806.174.000.000	-0,00488
16	IMAS	Indomobil Sukses Internasional	40.955.996.273.862	31.440.443.615.533	0,30265
17	INAI	Indal Aluminium Industry Tbk	1.400.683.598.096	1.213.916.545.120	0,15385
18	INDF	PT Indofood Sukses Makmur	96.537.796.000.000	88.400.877.000.000	0,09205
19	INKP	Indah Kiat Pulp	8.751.013.000	7.634.236.000	0,14629

NO	KODE	NAMA PERUSAHAAN	TOTAL ASET T	TOTAL ASET T-1	(TOT ASET T - TOT ASET T-1) :TOTAL ASET T-1
20	INTP	Indocemenet Tunggal Prakasa Tbk	27.788.562.000.000	28.863.676.000.000	-0,03725
21	KAEF	Kimia Farma Tbk	9.460.427.317.681	6.096.148.972.533	0,55187
22	KBLI	KMI Wire and Cable Tbk	3.244.821.647.076	3.013.760.616.985	0,07667
23	KLBF	Kalbe Farma Tbk	18.146.206.145.369	16.616.239.416.335	0,09208
24	LION	Lion Metal Works Tbk	696.192.628.101	681.937.947.736	0,02090
25	LMSH	Lionmesh Prima Tbk	160.027.280.153	161.163.426.840	-0,00705
26	LSIP	PP London Sumatera Indonesia Tbk	10.037.294.000.000	9.852.695.000.000	0,01874
27	MERK	Merck Indonesia Tbk	1.263.113.689.000	847.006.544.000	0,49127
28	MLBI	Multi Bintang Indonesia	2.889.501.000.000	2.510.078.000.000	0,15116
29	MYOR	Mayora Indah Tbk	17.591.706.426.634	14.915.849.800.251	0,17940
30	PBRX	Pan Brothers Tbk	579.066.122.000	573.351.293.000	0,00997
31	RICY	Ricky Putra Globalindo Tbk	1.539.602.054.832	1.374.444.788.282	0,12016
32	ROTI	PT Nippon Indosari Corporindo Tbk	4.393.810.380.883	4.559.573.709.411	-0,03636
33	SCCO	Supreme Cable Manufacturing and Commerce Tbk	4.242.134.369.502	4.014.244.589.706	0,05677
34	SGRO	Sampoerna Agro Tbk	9.018.844.952.000	8.364.143.632.000	0,07827
35	SIDO	Industri Jamu dan Farmasi Sido Muncul Tbk	3.337.628.000.000	3.158.198.000.000	0,05681
36	SIMP	Salis Ivomas Pratama Tbk	34.666.506.000.000	33.859.154.000.000	0,02384
37	SKLT	PT Siantar Top Tbk	747.293.725.435	636.284.210.210	0,17447
38	SMBR	Semen Baturaja (Persero) Tbk	5.538.079.503.000	5.060.337.247.000	0,09441
39	SMGR	Semen Indonesia (Persero) Tbk	51.155.890.227.000	49.068.650.213.000	0,04254

NO	KODE	NAMA PERUSAHAAN	TOTAL ASET T	TOTAL ASET T-1	(TOT ASET T - TOT ASET T-1) :TOTAL ASET T-1
40	SMSM	Selamat Sempurna Tbk	2.801.013.000.000	2.443.341.000.000	0,14639
41	SRIL	Sri Rejeki Isman Tbk	1.364.271.991.000	1.192.901.038.000	0,14366
42	SSMS	Sawit Sumbermas Sarana	11.296.112.298.000	9.773.852.468.000	0,15575
43	TBLA	Tunas Baru Lampung	163.399.160.000.000	143.542.250.000.000	0,13833
44	TCID	Mandom Indonesia Tbk	2.445.143.511.801	2.361.807.189.430	0,03528
45	TKIM	Pabrik Kertas Tjiwi Kimia	2.955.136.000.000	2.580.875.000.000	0,14501
46	TOTO	Surya Toto Indonesia	2.897.119.790.044	2.826.490.815.501	0,02499
47	TPIA	Chandra Asri Petrochemical Tbk	3.173.486.000.000	2.987.304.000.000	0,06232
48	TRIS	Trisula International Tbk	633.014.281.325	544.968.319.967	0,16156
49	TSPC	Tempo Scan Pasific Tbk	7.869.975.060.326	7.434.900.309.021	0,05852
50	UNVR	Unilever Indonesia Tbk	19.522.970.000.000	18.906.413.000.000	0,03261

LAMPIRAN 6
PERHITUNGAN *LEVERAGE*
TAHUN 2014-2018

LAMPIRAN 6**PERHITUNGAN *LEVERAGE* TAHUN 2014**

NO	KODE	NAMA PERUSAHAAN	TOTAL HUTANG	TOTAL EKUITAS	LEVERAGE
1	AALI	Astra Agro Lestari Tbk	6.720.843.000.000	11.863.486.000.000	0,56652
2	AMFG	Asahimas Flat Glass Tbk	733.749.000.000	3.184.642.000.000	0,23040
3	ANJT	Austindo Nusantara Jaya	67.931.665.000	375.460.796.000	0,18093
4	ARNA	Arwana Citra Mulia Tbk	346.944.901.743	912.230.541.132	0,38033
5	ASII	Astra International Tbk	115.705.000.000.000	120.324.000.000.000	0,96161
6	AUTO	Astra Otoparts Tbk	4.244.369.000.000	10.136.557.000.000	0,41872
7	BATA	Sepatu Bata Tbk	345.775.482.000	429.115.605.000	0,80579
8	DLTA	Delta Djakarta Tbk	148.696.037.000	695.930.711.000	0,21367
9	DSNG	Dharma Satya Nusantara	4.881.157.000.000	2.293.331.000.000	2,12841
10	DVLA	Darya Varia Laboratoria Tbk	273.816.042.000	962.431.483.000	0,28450
11	EKAD	Ekadharma International Tbk	138.149.558.606	273.199.231.964	0,50567
12	GGRM	Gudang Garam Tbk	24.991.880.000.000	33.228.720.000.000	0,75212
13	HMSP	Handjaya Mandala Sampoerna Tbk	14.882.516.000.000	13.498.114.000.000	1,10256
14	ICBP	PT Indofood CBP Sukses Makmur Tbk	9.870.264.000.000	15.039.947.000.000	0,65627
15	IKBI	Sumi Indo Kabel Tbk	11.923.982.000.000	60.142.499.000.000	0,19826
16	IMAS	Indomobil Sukses Internasional	16.744.375.200.010	6.727.022.634.910	2,48912
17	INAI	Indal Aluminium Industry Tbk	751.439.553.825	145.842.103.885	5,15242
18	INDF	PT Indofood Sukses Makmur	44.710.509.000.000	41.228.376.000.000	1,08446
19	INKP	Indah Kiat Pulp	4.110.901.000	2.408.372.000	1,70692
20	INTP	Indocemenet Tunggal Prakasa Tbk	4.100.172.000.000	24.784.801.000.000	0,16543

NO	KODE	NAMA PERUSAHAAN	TOTAL HUTANG	TOTAL EKUITAS	LEVERAGE
21	KAEF	Kimia Farma Tbk	1.157.040.676.384	1.811.143.949.913	0,63885
22	KBLI	KMI Wire and Cable Tbk	396.594.755.312	940.756.718.451	0,42157
23	KLBF	Kalbe Farma Tbk	2.607.556.689.283	9.817.475.678.446	0,26560
24	LION	Lion Metal Works Tbk	156.123.759.272	443.978.957.043	0,35165
25	LMSH	Lionmesh Prima Tbk	23.964.388.433	115.951.209.812	0,20668
26	LSIP	PP London Sumatera Indonesia Tbk	1.436.312.000.000	7.218.834.000.000	0,19897
27	MERK	Merck Indonesia Tbk	162.908.670.000	553.690.856.000	0,29422
28	MLBI	Multi Bintang Indonesia	1.445.484.000.000	401.628.000.000	3,59906
29	MYOR	Mayora Indah Tbk	5.190.553.036.545	4.100.554.992.789	1,26582
30	PBRX	Pan Brothers Tbk	161.868.202.000	204.626.275.000	0,79104
31	RICY	Ricky Putra Globalindo Tbk	774.439.342.861	396.313.081.245	1,95411
32	ROTI	PT Nippon Indosari Corporindo Tbk	1.182.771.921.472	960.122.354.744	1,23190
33	SCCO	Supreme Cable Manufacturing and Commerce Tbk	841.614.670.129	814.392.519.881	1,03343
34	SGRO	Sampoerna Agro Tbk	2.449.533.048.000	3.017.341.317.000	0,81182
35	SIDO	Industri Jamu dan Farmasi Sido Muncul Tbk	186.740.000.000	2.821.399.000.000	0,06619
36	SIMP	Salis Ivomas Pratama Tbk	14.189.000.000.000	16.807.051.000.000	0,84423
37	SKLT	PT Siantar Top Tbk	178.206.785.017	153.368.106.620	1,16195
38	SMBR	Semen Baturaja (Persero) Tbk	244.456.581.000	2.683.091.817.000	0,09111
39	SMGR	Semen Indonesia (Persero) Tbk	9.312.214.091.000	25.002.451.936.000	0,37245
40	SMSM	Selamat Sempurna Tbk	513.178.000.000	869.405.000.000	0,59026
41	SRIL	Sri Rejeki Isman Tbk	465.849.277.000	233.016.627.000	1,99921
42	SSMS	Sawit Sumbermas Sarana	1.028.285.900.000	3.004.599.513.000	0,34224

NO	KODE	NAMA PERUSAHAAN	TOTAL HUTANG	TOTAL EKUITAS	LEVERAGE
43	TBLA	Tunas Baru Lampung	4.864.002.000.000	2.464.417.000.000	1,97369
44	TCID	Mandom Indonesia Tbk	569.730.901.368	1.283.504.442.268	0,44389
45	TKIM	Pabrik Kertas Tjiwi Kimia	1.779.629.000.000	931.307.000.000	1,91089
46	TOTO	Surya Toto Indonesia	796.096.371.054	1.231.192.322.624	0,64661
47	TPIA	Chandra Asri Petrochemical Tbk	1.015.696.000.000	815.617.000.000	1,24531
48	TRIS	Trisula International Tbk	214.390.227.222	309.510.415.383	0,69268
49	TSPC	Tempo Scan Pasific Tbk	1.460.391.494.410	4.132.338.998.550	0,35341
50	UNVR	Unilever Indonesia Tbk	9.681.874.000.000	4.525.925.000.000	2,13920

PERHITUNGAN LEVERAGE 2015

NO	KODE	NAMA PERUSAHAAN	TOTAL HUTANG	TOTAL EKUITAS	LEVERAGE
1	AALI	Astra Agro Lestari Tbk	9.813.584.000.000	11.698.787.000.000	0,83885
2	AMFG	Asahimas Flat Glass Tbk	880.052.000.000	3.390.223.000.000	0,25959
3	ANJT	Austindo Nusantara Jaya	130.014.125.000	340.429.895.000	0,38191
4	ARNA	Arwana Citra Mulia Tbk	536.050.998.398	894.728.477.056	0,59912
5	ASII	Astra International Tbk	126.533.000.000.000	118.902.000.000.000	1,06418
6	AUTO	Astra Otoparts Tbk	4.195.684.000.000	10.143.426.000.000	0,41364
7	BATA	Sepatu Bata Tbk	248.070.766.000	547.187.208.000	0,45336
8	DLTA	Delta Djakarta Tbk	188.700.435.000	849.621.481.000	0,22210
9	DSNG	Dharma Satya Nusantara	5.346.254.000.000	2.507.021.000.000	2,13251
10	DVLA	Darya Varia Laboratoria Tbk	402.760.903.000	973.517.334.000	0,41372
11	EKAD	Ekadharna International Tbk	97.730.178.889	291.961.416.611	0,33474
12	GGRM	Gudang Garam Tbk	25.497.504.000.000	38.007.909.000.000	0,67085
13	HMSP	Handjaya Mandala Sampoerna Tbk	5.994.664.000.000	32.016.060.000.000	0,18724
14	ICBP	PT Indofood CBP Sukses Makmur Tbk	10.173.713.000.000	16.386.911.000.000	0,62084
15	IKBI	Sumi Indo Kabel Tbk	14.041.892.000.000	61.465.892.000.000	0,22845
16	IMAS	Indomobil Sukses Internasional	18.163.865.982.392	6.697.091.857.105	2,71220
17	INAI	Indal Aluminium Industry Tbk	1.057.566.418.720	239.820.902.657	4,40982
18	INDF	PT Indofood Sukses Makmur	48.709.933.000.000	43.121.593.000.000	1,12959
19	INKP	Indah Kiat Pulp	4.415.317.000	2.623.095.000	1,68325
20	INTP	Indocemenet Tunggal Prakasa Tbk	3.772.410.000.000	23.865.950.000.000	0,15807
21	KAEF	Kimia Farma Tbk	1.378.319.672.511	2.056.559.640.524	0,67021

NO	KODE	NAMA PERUSAHAAN	TOTAL HUTANG	TOTAL EKUITAS	LEVERAGE
22	KBLI	KMI Wire and Cable Tbk	524.437.909.934	1.027.361.931.042	0,51047
23	KLBF	Kalbe Farma Tbk	2.758.131.396.170	10.938.285.985.269	0,25215
24	LION	Lion Metal Works Tbk	184.730.654.202	454.599.496.171	0,40636
25	LMSH	Lionmesh Prima Tbk	21.341.373.897	112.441.377.144	0,18980
26	LSIP	PP London Sumatera Indonesia Tbk	1.510.814.000.000	7.337.978.000.000	0,20589
27	MERK	Merck Indonesia Tbk	168.103.536.000	473.543.282.000	0,35499
28	MLBI	Multi Bintang Indonesia	1.334.373.000.000	766.480.000.000	1,74091
29	MYOR	Mayora Indah Tbk	6.148.255.759.034	5.194.459.927.187	1,18362
30	PBRX	Pan Brothers Tbk	226.984.420.000	215.856.802.000	1,05155
31	RICY	Ricky Putra Globalindo Tbk	789.114.824.380	400.079.043.512	1,97240
32	ROTI	PT Nippon Indosari Corporindo Tbk	1.517.788.685.162	1.188.534.951.872	1,27702
33	SCCO	Supreme Cable Manufacturing and Commerce Tbk	850.791.824.810	922.352.503.822	0,92242
34	SGRO	Sampoerna Agro Tbk	3.877.887.404.000	3.416.785.217.000	1,13495
35	SIDO	Industri Jamu dan Farmasi Sido Muncul Tbk	197.797.000.000	2.598.314.000.000	0,07613
36	SIMP	Salis Ivomas Pratama Tbk	14.465.741.000.000	17.231.401.000.000	0,83950
37	SKLT	PT Siantar Top Tbk	225.066.080.248	152.044.668.111	1,48026
38	SMBR	Semen Baturaja (Persero) Tbk	319.315.349.000	2.949.352.584.000	0,10827
39	SMGR	Semen Indonesia (Persero) Tbk	10.712.320.531.000	27.440.798.401.000	0,39038
40	SMSM	Selamat Sempurna Tbk	779.860.000.000	1.440.248.000.000	0,54148
41	SRIL	Sri Rejeki Isman Tbk	506.605.558.000	276.741.172.000	1,83061
42	SSMS	Sawit Sumbermas Sarana	2.644.154.449.000	2.428.590.595.000	1,08876
43	TBLA	Tunas Baru Lampung	64.056.680.000.000	2.887.355.000.000	22,18525
44	TCID	Mandom Indonesia Tbk	367.225.370.670	1.714.871.478.033	0,21414

NO	KODE	NAMA PERUSAHAAN	TOTAL HUTANG	TOTAL EKUITAS	LEVERAGE
45	TKIM	Pabrik Kertas Tjiwi Kimia	1.727.754.000.000	956.119.000.000	1,80705
46	TOTO	Surya Toto Indonesia	947.997.940.099	1.491.542.919.106	0,63558
47	TPIA	Chandra Asri Petrochemical Tbk	975.540.000.000	886.846.000.000	1,10001
48	TRIS	Trisula International Tbk	239.975.493.771	337.810.852.786	0,71038
49	TSPC	Tempo Scan Pasific Tbk	1.947.588.124.083	4.337.140.975.120	0,44905
50	UNVR	Unilever Indonesia Tbk	10.902.585.000.000	4.827.360.000.000	2,25850

PERHITUNGAN LEVERAGE 2016

NO	KODE	NAMA PERUSAHAAN	TOTAL HUTANG	TOTAL EKUITAS	LEVERAGE
1	AALI	Astra Agro Lestari Tbk	6.632.640.000.000	17.593.482.000.000	0,37699
2	AMFG	Asahimas Flat Glass Tbk	1.905.626.000.000	3.599.264.000.000	0,52945
3	ANJT	Austindo Nusantara Jaya	170.459.795.000	354.647.881.000	0,48065
4	ARNA	Arwana Citra Mulia Tbk	595.128.097.887	348.088.201.259	1,70970
5	ASII	Astra International Tbk	121.949.000.000.000	139.906.000.000.000	0,87165
6	AUTO	Astra Otoparts Tbk	4.075.716.000.000	10.536.558.000.000	0,38682
7	BATA	Sepatu Bata Tbk	247.587.638.000	557.155.279.000	0,44438
8	DLTA	Delta Djakarta Tbk	185.422.642.000	1.012.374.008.000	0,18316
9	DSNG	Dharma Satya Nusantara	5.478.977.000.000	2.704.341.000.000	2,02599
10	DVLA	Darya Varia Laboratoria Tbk	451.785.946.000	1.079.579.612.000	0,41848
11	EKAD	Ekadharma International Tbk	110.503.822.983	592.004.807.725	0,18666
12	GGRM	Gudang Garam Tbk	23.387.406.000.000	39.564.228.000.000	0,59113
13	HMSP	Handjaya Mandala Sampoerna Tbk	8.333.263.000.000	34.175.014.000.000	0,24384
14	ICBP	PT Indofood CBP Sukses Makmur Tbk	10.401.125.000.000	18.500.823.000.000	0,56220
15	IKBI	Sumi Indo Kabel Tbk	15.036.841.000.000	61.731.545.000.000	0,24358
16	IMAS	Indomobil Sukses Internasional	18.163.865.982.392	6.709.818.352.953	2,70706
17	INAI	Indal Aluminium Industry Tbk	1.081.015.810.782	258.016.602.673	4,18971
18	INDF	PT Indofood Sukses Makmur	38.233.092.000.000	43.941.423.000.000	0,87009
19	INKP	Indah Kiat Pulp	4.059.414.000	2.819.386.000	1,43982
20	INTP	Indocemenet Tunggal Prakasa Tbk	4.011.877.000.000	26.138.703.000.000	0,08330
21	KAEF	Kimia Farma Tbk	2.341.155.131.870	2.271.407.409.194	1,03071

NO	KODE	NAMA PERUSAHAAN	TOTAL HUTANG	TOTAL EKUITAS	LEVERAGE
22	KBLI	KMI Wire and Cable Tbk	550.076.575.595	1.321.345.840.449	0,41630
23	KLBF	Kalbe Farma Tbk	2.762.162.069.572	12.463.847.141.085	0,22161
24	LION	Lion Metal Works Tbk	215.209.902.816	470.603.093.171	0,45731
25	LMSH	Lionmesh Prima Tbk	45.511.700.128	117.316.469.122	0,38794
26	LSIP	PP London Sumatera Indonesia Tbk	1.813.104.000.000	7.645.984.000.000	0,23713
27	MERK	Merck Indonesia Tbk	161.262.425.000	582.672.469.000	0,27676
28	MLBI	Multi Bintang Indonesia	1.454.398.000.000	820.640.000.000	1,77227
29	MYOR	Mayora Indah Tbk	6.657.165.872.077	6.265.255.987.065	1,06255
30	PBRX	Pan Brothers Tbk	291.866.255.000	227.640.512.000	1,28214
31	RICY	Ricky Putra Globalindo Tbk	876.184.855.001	412.499.070.065	2,12409
32	ROTI	PT Nippon Indosari Corporindo Tbk	1.476.889.086.692	1.442.751.772.026	1,02366
33	SCCO	Supreme Cable Manufacturing and Commerce Tbk	1.229.514.818.362	1.220.420.673.224	1,00745
34	SGRO	Sampoerna Agro Tbk	4.569.756.517.000	3.758.723.820.000	1,21577
35	SIDO	Industri Jamu dan Farmasi Sido Muncul Tbk	229.729.000.000	2.757.885.000.000	0,15348
36	SIMP	Salis Ivomas Pratama Tbk	14.919.304.000.000	17.618.288.000.000	0,84681
37	SKLT	PT Siantar Top Tbk	272.088.644.079	296.151.295.872	0,91875
38	SMBR	Semen Baturaja (Persero) Tbk	1.248.119.294.000	3.120.757.702.000	0,39994
39	SMGR	Semen Indonesia (Persero) Tbk	13.652.504.525.000	30.574.391.457.000	0,44653
40	SMSM	Selamat Sempurna Tbk	674.685.000.000	1.580.055.000.000	0,42700
41	SRIL	Sri Rejeki Isman Tbk	616.060.202.000	331.109.508.000	1,86059
42	SSMS	Sawit Sumbermas Sarana	3.745.485.616.000	3.562.735.606.000	1,05129
43	TBLA	Tunas Baru Lampung	9.176.209.000.000	3.420.615.000.000	2,68262
44	TCID	Mandom Indonesia Tbk	401.942.530.776	1.783.158.507.325	0,22541

NO	KODE	NAMA PERUSAHAAN	TOTAL HUTANG	TOTAL EKUITAS	LEVERAGE
45	TKIM	Pabrik Kertas Tjiwi Kimia	1.554.204.000.000	937.078.000.000	1,65856
46	TOTO	Surya Toto Indonesia	1.057.566.418.720	1.523.874.519.542	0,69400
47	TPIA	Chandra Asri Petrochemical Tbk	987.601.000.000	1.141.668.000.000	0,86505
48	TRIS	Trisula International Tbk	293.073.984.034	346.627.180.477	0,84550
49	TSPC	Tempo Scan Pasific Tbk	1.950.534.206.746	4.635.273.142.692	0,42080
50	UNVR	Unilever Indonesia Tbk	12.041.437.000.000	4.704.258.000.000	2,55969

PERHITUNGAN LEVERAGE 2017

NO	KODE	NAMA PERUSAHAAN	TOTAL HUTANG	TOTAL EKUITAS	LEVERAGE
1	AALI	Astra Agro Lestari Tbk	6.407.132.000.000	18.712.477.000.000	0,34240
2	AMFG	Asahimas Flat Glass Tbk	2.718.939.000.000	3.548.877.000.000	0,76614
3	ANJT	Austindo Nusantara Jaya	174.141.753.000	395.354.420.000	0,44047
4	ARNA	Arwana Citra Mulia Tbk	571.946.769.034	1.029.399.792.539	0,55561
5	ASII	Astra International Tbk	139.317.000.000.000	156.329.000.000.000	0,89118
6	AUTO	Astra Otoparts Tbk	4.003.233.000.000	10.759.076.000.000	0,37208
7	BATA	Sepatu Bata Tbk	276.382.503.000	579.308.728.000	0,47709
8	DLTA	Delta Djakarta Tbk	196.197.372.000	1.144.645.393.000	0,17140
9	DSNG	Dharma Satya Nusantara	5.138.073.000.000	3.314.042.000.000	1,55039
10	DVLA	Darya Varia Laboratoria Tbk	524.586.078.000	1.116.300.069.000	0,46993
11	EKAD	Ekadharma International Tbk	133.949.920.707	662.817.725.465	0,20209
12	GGRM	Gudang Garam Tbk	24.572.266.000.000	42.187.664.000.000	0,58245
13	HMSP	Handjaya Mandala Sampoerna Tbk	9.028.078.000.000	34.112.985.000.000	0,26465
14	ICBP	PT Indofood CBP Sukses Makmur Tbk	11.295.184.000.000	20.324.330.000.000	0,55575
15	IKBI	Sumi Indo Kabel Tbk	15.848.424.000.000	65.957.750.000.000	0,24028
16	IMAS	Indomobil Sukses Internasional	22.149.722.400.577	9.290.721.214.956	2,38407
17	INAI	Indal Aluminium Industry Tbk	936.511.874.370	277.404.670.750	3,37598
18	INDF	PT Indofood Sukses Makmur	41.298.111.000.000	47.102.766.000.000	0,87677
19	INKP	Indah Kiat Pulp	4.416.589.000	3.217.647.000	1,37261
20	INTP	Indocemenet Tunggal Prakasa Tbk	4.307.169.000.000	24.556.507.000.000	0,17540
21	KAEF	Kimia Farma Tbk	3.523.628.217.496	2.572.520.755.127	1,36972

NO	KODE	NAMA PERUSAHAAN	TOTAL HUTANG	TOTAL EKUITAS	LEVERAGE
22	KBLI	KMI Wire and Cable Tbk	1.227.014.231.702	1.786.746.385.283	0,68673
23	KLBF	Kalbe Farma Tbk	2.722.207.633.646	13.894.031.782.689	0,19593
24	LION	Lion Metal Works Tbk	229.630.859.719	452.307.088.017	0,50769
25	LMSH	Lionmesh Prima Tbk	31.541.423.763	129.622.003.077	0,24333
26	LSIP	PP London Sumatera Indonesia Tbk	1.622.254.000.000	8.230.441.000.000	0,19710
27	MERK	Merck Indonesia Tbk	231.569.103.000	615.437.441.000	0,37627
28	MLBI	Multi Bintang Indonesia	1.445.173.000.000	1.064.905.000.000	1,35709
29	MYOR	Mayora Indah Tbk	7.561.503.434.179	7.354.346.366.072	1,02817
30	PBRX	Pan Brothers Tbk	338.555.397.000	234.795.896.000	1,44191
31	RICY	Ricky Putra Globalindo Tbk	944.179.416.586	430.265.371.696	2,19441
32	ROTI	PT Nippon Indosari Corporindo Tbk	1.739.467.993.982	2.820.105.715.429	0,61681
33	SCCO	Supreme Cable Manufacturing and Commerce Tbk	1.286.017.105.712	2.728.697.111.074	0,47129
34	SGRO	Sampoerna Agro Tbk	4.279.656.633.000	4.084.486.999.000	1,04778
35	SIDO	Industri Jamu dan Farmasi Sido Muncul Tbk	262.333.000.000	3.895.865.000.000	0,06734
36	SIMP	Salis Ivomas Pratama Tbk	15.332.334.000.000	18.526.820.000.000	0,82758
37	SKLT	PT Siantar Top Tbk	328.714.435.982	307.569.774.228	1,06875
38	SMBR	Semen Baturaja (Persero) Tbk	1.647.477.388.000	3.412.859.859.000	0,48273
39	SMGR	Semen Indonesia (Persero) Tbk	19.022.617.574.000	30.046.032.639.000	0,63312
40	SMSM	Selamat Sempurna Tbk	615.157.000.000	1.828.184.000.000	0,33649
41	SRIL	Sri Rejeki Isman Tbk	750.742.209.000	442.158.829.000	1,69790
42	SSMS	Sawit Sumbermas Sarana	5.591.859.361.000	4.181.993.107.000	1,33713
43	TBLA	Tunas Baru Lampung	10.097.571.000.000	4.256.654.000.000	2,37219
44	TCID	Mandom Indonesia Tbk	503.480.853.006	1.858.326.336.424	0,27093

NO	KODE	NAMA PERUSAHAAN	TOTAL HUTANG	TOTAL EKUITAS	LEVERAGE
45	TKIM	Pabrik Kertas Tjiwi Kimia	1.584.135.000.000	996.740.000.000	1,58932
46	TOTO	Surya Toto Indonesia	1.132.699.218.954	1.693.791.596.547	0,66874
47	TPIA	Chandra Asri Petrochemical Tbk	1.318.482.000.000	1.668.822.000.000	0,79007
48	TRIS	Trisula International Tbk	188.736.733.204	356.231.586.783	0,52981
49	TSPC	Tempo Scan Pasific Tbk	2.352.891.899.876	5.082.008.409.145	0,46298
50	UNVR	Unilever Indonesia Tbk	13.733.025.000.000	5.173.388.000.000	2,65455

PERHITUNGAN LEVERAGE 2018

NO	KODE	NAMA PERUSAHAAN	TOTAL HUTANG	TOTAL EKUITAS	LEVERAGE
1	AALI	Astra Agro Lestari Tbk	7.382.445.000.000	19.474.522.000.000	0,37908
2	AMFG	Asahimas Flat Glass Tbk	4.835.966.000.000	3.596.666.000.000	1,34457
3	ANJT	Austindo Nusantara Jaya	215.815.703.000	386.389.213.000	0,55854
4	ARNA	Arwana Citra Mulia Tbk	556.309.556.626	1.096.596.429.104	0,50731
5	ASII	Astra International Tbk	170.348.000.000.000	174.363.000.000.000	0,97697
6	AUTO	Astra Otoparts Tbk	4.626.013.000.000	11.262.635.000.000	0,41074
7	BATA	Sepatu Bata Tbk	240.048.866.000	636.807.359.000	0,37696
8	DLTA	Delta Djakarta Tbk	239.353.356.000	1.284.163.814.000	0,18639
9	DSNG	Dharma Satya Nusantara	8.079.930.000.000	3.658.962.000.000	2,20826
10	DVLA	Darya Varia Laboratoria Tbk	482.559.876.000	1.200.261.863.000	0,40205
11	EKAD	Ekadharma International Tbk	128.684.953.153	724.582.501.247	0,17760
12	GGRM	Gudang Garam Tbk	23.963.934.000.000	45.133.285.000.000	0,53096
13	HMSP	Handjaya Mandala Sampoerna Tbk	11.244.167.000.000	35.358.253.000.000	0,31801
14	ICBP	PT Indofood CBP Sukses Makmur Tbk	11.660.003.000.000	22.707.150.000.000	0,51349
15	IKBI	Sumi Indo Kabel Tbk	16.204.114.000.000	65.202.915.000.000	0,24852
16	IMAS	Indomobil Sukses Internasional	30.632.253.308.638	10.323.742.965.224	2,96717
17	INAI	Indal Aluminium Industry Tbk	1.096.799.666.849	303.883.931.247	3,60927
18	INDF	PT Indofood Sukses Makmur	46.620.996.000.000	49.916.800.000.000	0,93397
19	INKP	Indah Kiat Pulp	4.979.481.000	8.751.013.000	0,56902
20	INTP	Indocemenet Tunggal Prakasa Tbk	4.566.973.000.000	23.221.589.000.000	0,19667
21	KAEF	Kimia Farma Tbk	6.103.967.587.830	3.356.459.729.851	1,81857

NO	KODE	NAMA PERUSAHAAN	TOTAL HUTANG	TOTAL EKUITAS	LEVERAGE
22	KBLI	KMI Wire and Cable Tbk	1.231.840.888.147	2.030.980.758.929	0,60653
23	KLBF	Kalbe Farma Tbk	2.851.611.349.015	19.294.206.145.369	0,14987
24	LION	Lion Metal Works Tbk	221.022.066.026	475.170.562.075	0,46514
25	LMSH	Lionmesh Prima Tbk	27.335.071.863	132.692.208.290	0,20600
26	LSIP	PP London Sumatera Indonesia Tbk	1.705.175.000.000	8.332.119.000.000	0,20465
27	MERK	Merck Indonesia Tbk	744.833.288.000	518.280.401.000	1,43712
28	MLBI	Multi Bintang Indonesia	1.721.965.000.000	1.157.536.000.000	1,48761
29	MYOR	Mayora Indah Tbk	9.049.161.944.940	8.542.544.481.694	1,05931
30	PBRX	Pan Brothers Tbk	328.472.770.000	579.066.122.000	0,56725
31	RICY	Ricky Putra Globalindo Tbk	1.094.692.568.786	444.909.486.046	2,46048
32	ROTI	PT Nippon Indosari Corporindo Tbk	1.476.909.260.772	1.916.901.120.111	0,77047
33	SCCO	Supreme Cable Manufacturing and Commerce Tbk	1.254.447.340.790	2.910.749.138.067	0,43097
34	SGRO	Sampoerna Agro Tbk	4.989.995.294.000	4.028.849.658.000	1,23857
35	SIDO	Industri Jamu dan Farmasi Sido Muncul Tbk	435.014.000.000	2.902.614.000.000	0,14780
36	SIMP	Salis Ivomas Pratama Tbk	16.379.829.000.000	18.286.677.000.000	0,89572
37	SKLT	PT Siantar Top Tbk	408.057.718.435	339.236.007.000	1,20287
38	SMBR	Semen Baturaja (Persero) Tbk	2.064.408.447.000	3.473.671.056.000	0,59430
39	SMGR	Semen Indonesia (Persero) Tbk	18.419.594.705.000	32.736.295.522.000	0,56267
40	SMSM	Selamat Sempurna Tbk	650.926.000.000	2.150.277.000.000	0,30272
41	SRIL	Sri Rejeki Isman Tbk	848.024.460.000	516.247.531.000	1,64267
42	SSMS	Sawit Sumbermas Sarana	7.226.929.956.000	4.069.182.342.000	1,77602
43	TBLA	Tunas Baru Lampung	11.556.300.000.000	4.783.626.000.000	2,41580
44	TCID	Mandom Indonesia Tbk	472.680.346.662	1.972.463.165.139	0,23964

NO	KODE	NAMA PERUSAHAAN	TOTAL HUTANG	TOTAL EKUITAS	LEVERAGE
45	TKIM	Pabrik Kertas Tjiwi Kimia	1.729.951.000.000	1.235.185.000.000	1,40056
46	TOTO	Surya Toto Indonesia	967.642.637.307	1.929.477.152.737	0,50151
47	TPIA	Chandra Asri Petrochemical Tbk	1.403.409.000.000	1.770.077.000.000	0,79285
48	TRIS	Trisula International Tbk	276.789.437.347	356.224.843.978	0,77701
49	TSPC	Tempo Scan Pasific Tbk	2.437.126.989.832	5.432.848.070.494	0,44859
50	UNVR	Unilever Indonesia Tbk	11.944.837.000.000	7.578.133.000.000	1,57622

LAMPIRAN 7

DATA LENGKAP TAHUN 2014-2018

LAMPIRAN 7**SAMPEL DATA LENGKAP TAHUN 2014**

NO	KODE	DPR	FCF	COLLAS	GROWTH	LEVERAGE
1	AALI	0,387182	0,038533	0,449125	0,240266	0,566515
2	AMFG	0,075703	0,135140	0,390680	0,107080	0,230402
3	ANJT	0,413872	0,037729	0,281806	0,657614	0,180929
4	ARNA	0,450640	0,118685	0,584673	0,109166	0,380326
5	ASII	0,710129	0,026332	0,038063	0,102961	0,961612
6	AUTO	0,459568	-0,049001	0,229886	0,151871	0,418719
7	BATA	0,549044	0,026420	0,316465	0,138399	0,805786
8	DLTA	0,481140	0,149450	0,129492	0,233510	0,213665
9	DSNG	0,065242	0,084016	0,273535	0,211691	2,128414
10	DVLA	0,304463	0,035465	0,216008	0,038816	0,284504
11	EKAD	0,148466	0,044557	0,256098	0,197168	0,505673
12	GGRM	0,293380	-0,059400	0,325886	0,146746	0,752117
13	HMSP	0,104613	0,338618	0,208579	0,035616	1,102563
14	ICBP	0,445716	0,150263	0,234396	0,171282	0,656270
15	IKBI	0,282752	-0,123738	0,283422	0,597083	0,198262
16	IMAS	-0,920738	-0,011532	0,197223	0,051820	2,489121
17	INAI	0,114893	0,051468	0,115166	0,171567	5,152418
18	INDF	0,242274	0,102363	0,256130	0,107297	1,084460
19	INKP	0,093378	0,022197	0,674092	-0,038057	1,706921
20	INTP	0,627987	0,065278	0,420413	0,085606	0,165431
21	KAEF	0,227690	0,061956	0,187973	0,200751	0,638845
22	KBLI	0,228309	0,093842	0,307765	0,000171	0,421570
23	KLBF	0,381658	-0,005901	0,258553	0,098097	0,265604
24	LION	0,418868	-0,074574	0,169315	0,203653	0,351647
25	LMSH	0,291540	0,010615	0,211001	-0,012576	0,206676
26	LSIP	0,037685	0,121558	0,374200	0,085302	0,198967
27	MERK	0,770106	0,292234	0,113571	0,028199	0,294223
28	MLBI	0,153468	0,253719	0,711781	0,263212	3,599062
29	MYOR	0,808612	-0,023886	0,348360	0,059864	1,265817
30	PBRX	0,054376	0,005287	0,206716	0,567271	0,791043
31	RICY	0,169862	-0,053208	0,272158	0,054860	1,954110
32	ROTI	0,083747	0,163452	0,783978	0,175677	1,231897
33	SCCO	0,222573	0,007911	0,178380	-0,060172	1,033426

NO	KODE	DPR	FCF	COLLAS	GROWTH	LEVERAGE
34	SGRO	0,532337	0,079272	0,312092	0,211454	0,811818
35	SIDO	0,975450	0,042929	0,280386	-0,044082	0,066187
36	SIMP	0,261954	0,036375	0,333291	0,104433	0,844229
37	SKLT	0,167648	0,003150	0,407783	0,097968	1,161955
38	SMBR	0,237701	0,085946	0,190511	0,080056	0,091110
39	SMGR	0,435365	0,120651	0,589284	0,114370	0,372452
40	SMSM	0,739596	0,245491	2,178616	0,038527	0,590263
41	SRIL	0,050767	-0,040730	0,467623	0,503989	1,999210
42	SSMS	0,116046	0,073223	0,147834	0,089404	0,342237
43	TBLA	0,135864	-0,039647	0,388029	0,179652	1,973693
44	TCID	0,426476	-0,098571	0,498561	0,264185	0,443887
45	TKIM	0,107844	0,040454	0,421594	0,040684	1,910894
46	TOTO	0,504484	0,133411	0,039813	0,160986	0,646606
47	TPIA	0,170240	0,057962	0,518827	0,016958	1,245310
48	TRIS	0,273850	-0,068318	0,224041	0,101955	0,692675
49	TSPC	0,577875	0,084503	0,277930	0,034167	0,353406
50	UNVR	0,893508	0,580243	0,513927	0,131927	2,139203

SAMPEL DATA LENGKAP TAHUN 2015

NO	KODE	DPR	FCF	COLLAS	GROWTH	LEVERAGE
1	AALI	0,106830	-0,027162	0,435179	0,159176	0,838855
2	AMFG	0,101715	-0,038494	0,426880	0,089803	0,259585
3	ANJT	-1,007368	-0,070546	0,345167	0,059488	0,381912
4	ARNA	0,735704	0,019308	0,618399	0,136283	0,599121
5	ASII	0,677961	0,079288	0,169911	0,039860	1,064179
6	AUTO	0,926012	0,008991	0,244591	-0,002908	0,413636
7	BATA	0,051317	-0,056678	0,295182	0,026284	0,453356
8	DLTA	0,785639	0,227227	0,101428	0,229326	0,222099
9	DSNG	0,350342	0,022608	0,248112	0,094611	2,132513
10	DVLA	0,723993	0,132216	0,187655	0,113271	0,413717
11	EKAD	0,128621	0,247861	0,247877	-0,052649	0,334737
12	GGRM	0,242989	0,004368	0,316611	0,090772	0,670847
13	HMSP	0,118210	-0,000574	0,165247	0,339319	0,187239
14	ICBP	0,451725	0,116474	0,246819	0,066254	0,620844
15	IKBI	0,284245	0,073047	0,276864	0,047742	0,228450
16	IMAS	-1,929490	-0,003235	0,184764	0,059202	2,712202
17	INAI	0,387480	0,002700	0,174400	0,482544	4,409818
18	INDF	0,676242	0,034143	0,273287	0,068568	1,129595
19	INKP	0,032651	-0,034720	0,609180	0,079631	1,683247
20	INTP	0,114033	-0,783473	0,499809	-0,043158	0,158067
21	KAEF	0,176709	-0,056543	0,196365	0,157232	0,670207
22	KBLI	0,138608	0,027901	0,355787	0,160440	0,510470
23	KLBF	0,440643	0,111263	0,287557	0,102324	0,252154
24	LION	0,445184	0,040024	0,176677	0,065368	0,406359
25	LMSH	0,412393	0,076934	0,207797	-0,043832	0,189800
26	LSIP	0,579733	0,055327	0,387394	0,022374	0,205890
27	MERK	0,596782	0,184271	0,172656	-0,104595	0,354991
28	MLBI	0,583550	0,351274	0,602647	0,137372	1,740910
29	MYOR	0,119254	0,165145	0,332433	0,102186	1,183618
30	PBRX	0,055658	-0,071192	0,277452	0,208316	1,051551
31	RICY	0,190623	0,063282	0,282151	0,023439	1,972397
32	ROTI	0,103467	0,220917	0,673008	0,262929	1,277025
33	SCCO	0,258081	0,092351	0,179336	0,070735	0,922415
34	SGRO	0,334194	0,002531	0,261743	0,334341	1,134952
35	SIDO	0,822904	0,128031	0,344004	-0,008963	0,076125
36	SIMP	0,679735	0,024557	0,341066	0,022619	0,839499

NO	KODE	DPR	FCF	COLLAS	GROWTH	LEVERAGE
37	SKLT	0,167281	0,026271	0,393934	0,137332	1,480263
38	SMBR	0,231758	0,150399	0,240778	0,116165	0,108266
39	SMGR	0,494161	0,055580	0,659649	0,111860	0,390379
40	SMSM	0,457207	0,196213	0,322027	0,605768	0,541476
41	SRIL	0,133074	0,063125	0,562812	0,135506	1,830611
42	SSMS	0,378572	-0,019653	0,251630	0,257845	1,088761
43	TBLA	0,611531	-2,986734	0,478044	0,268080	2,218525
44	TCID	0,143788	-0,008249	0,433551	0,123493	0,214142
45	TKIM	0,136777	0,061627	0,463933	-0,009983	1,807049
46	TOTO	0,403975	0,033043	0,358726	0,203351	0,635582
47	TPIA	0,003017	0,054165	0,702351	0,016966	1,100011
48	TRIS	0,419726	0,064459	0,219811	0,102855	0,710384
49	TSPC	0,552433	0,082108	0,257221	0,123732	0,449049
50	UNVR	0,875077	0,309588	0,528986	0,100165	2,258498

SAMPEL DATA LENGKAP TAHUN 2016

NO	KODE	DPR	FCF	COLLAS	GROWTH	LEVERAGE
1	AALI	0,090114	0,040378	0,413932	0,126148	0,376994
2	AMFG	0,133311	-0,230738	0,639469	0,289118	0,529449
3	ANJT	0,923579	0,035711	0,337736	0,116196	0,480645
4	ARNA	0,406218	0,013363	0,556434	0,078584	1,709705
5	ASII	0,454704	0,069703	0,165118	0,066902	0,871650
6	AUTO	0,266691	0,042120	0,246356	0,019050	0,386817
7	BATA	0,684792	0,006406	0,272826	0,011927	0,444378
8	DLTA	0,377332	0,208586	0,080377	0,153589	0,183156
9	DSNG	0,207475	0,001901	0,254773	0,042026	2,025993
10	DVLA	0,256816	-0,005543	0,264208	0,112686	0,418483
11	EKAD	0,074179	0,112262	0,505007	0,802730	0,186660
12	GGRM	0,752510	0,073108	0,325618	-0,008720	0,591125
13	HMSP	0,811168	0,306442	0,162215	0,118323	0,243841
14	ICBP	0,425300	0,153129	0,246153	0,088150	0,562198
15	IKBI	0,144887	0,163932	0,278642	0,016704	0,243584
16	IMAS	-0,180188	-0,027770	0,150780	0,031068	2,707058
17	INAI	0,400979	-0,128933	0,253965	0,006595	4,189714
18	INDF	0,373030	0,083166	0,312772	-0,105160	0,870092
19	INKP	0,044221	0,018325	0,587824	-0,022677	1,439822
20	INTP	0,394605	0,087421	0,485685	0,090896	0,083299
21	KAEF	0,018325	-0,120057	0,218262	0,342860	1,030707
22	KBLI	0,083837	0,194114	0,299523	0,205969	0,416300
23	KLBF	0,383690	0,073610	0,299209	0,111678	0,221614
24	LION	0,486763	0,051450	0,175549	0,072706	0,457307
25	LMSH	0,090771	-0,085338	0,380131	0,217109	0,387940
26	LSIP	0,425571	0,092703	0,363258	0,068969	0,237132
27	MERK	0,290626	0,043165	0,174736	0,159415	0,276763
28	MLBI	0,939605	0,474075	0,561755	0,082912	1,772273
29	MYOR	0,197973	0,011781	0,298661	0,139271	1,062553
30	PBRX	0,071848	-0,077775	0,237564	0,173122	1,282137
31	RICY	0,137183	0,032177	0,258024	0,075522	2,124089
32	ROTI	0,191932	0,146891	0,631147	0,078822	1,023661
33	SCCO	0,134814	0,199922	0,131643	0,381690	1,007452
34	SGRO	0,113776	0,046701	0,224267	0,141721	1,215773
35	SIDO	0,766876	0,132557	0,351862	0,068489	0,153484
36	SIMP	0,127104	0,050536	0,326597	0,026515	0,846808

NO	KODE	DPR	FCF	COLLAS	GROWTH	LEVERAGE
37	SKLT	0,200737	-0,018455	0,527373	0,506825	0,918749
38	SMBR	0,341730	0,013513	0,796561	0,336592	0,399941
39	SMGR	0,400990	0,002596	0,697466	0,159195	0,446534
40	SMSM	0,637605	0,226809	0,291944	0,015599	0,427001
41	SRIL	0,067650	0,001700	0,548270	0,209132	1,860594
42	SSMS	0,284410	0,014514	0,583731	0,440684	1,051295
43	TBLA	0,205576	-0,008951	0,043447	0,355514	2,682620
44	TCID	0,508673	0,058376	0,428056	0,049471	0,225410
45	TKIM	0,133020	0,059522	0,467233	-0,071759	1,658564
46	TOTO	0,697723	0,083425	0,341573	0,058167	0,693998
47	TPIA	0,014354	0,222044	0,618402	0,143302	0,865051
48	TRIS	0,818643	-0,052945	0,207837	0,107159	0,845502
49	TSPC	0,420332	0,015699	0,274339	0,047906	0,420802
50	UNVR	0,914330	0,292918	0,569070	0,064574	2,559689

SAMPEL DATA LENGKAP TAHUN 2017

NO	KODE	DPR	FCF	COLLAS	GROWTH	LEVERAGE
1	AALI	0,518394	0,071774	0,404155	0,036881	0,342399
2	AMFG	0,900205	-0,114644	0,649140	0,138591	0,766141
3	ANJT	0,006508	0,003285	0,308503	0,084481	0,440470
4	ARNA	0,001739	0,109258	0,520627	0,037668	0,555612
5	ASII	0,371394	0,076115	0,163716	0,129045	0,891178
6	AUTO	0,420405	0,004295	0,238910	0,010268	0,372080
7	BATA	0,463446	0,032288	0,255871	0,063310	0,477090
8	DLTA	0,514234	0,246326	0,067106	0,119424	0,171405
9	DSNG	0,090405	0,105506	0,242642	0,032847	1,550395
10	DVLA	0,687784	0,117218	0,241326	0,071518	0,469933
11	EKAD	0,145585	0,024853	0,457914	0,134175	0,202092
12	GGRM	0,650996	0,072032	0,320680	0,060496	0,582451
13	HMSP	0,990464	0,329950	0,159726	0,014886	0,264652
14	ICBP	0,548328	0,154532	0,256811	0,094027	0,555747
15	IKBI	0,145226	0,007411	0,292722	0,065623	0,240281
16	IMAS	-1,515810	-0,023473	0,147720	0,226545	2,384069
17	INAI	0,450795	0,039091	0,186997	-0,093438	3,375977
18	INDF	0,536718	-0,002443	0,446741	0,075770	0,876766
19	INKP	0,028133	0,072655	0,502428	0,109821	1,372615
20	INTP	0,183822	0,069734	0,518972	-0,042683	0,175398
21	KAEF	0,161241	-0,125621	0,276861	0,321640	1,369718
22	KBLI	0,105599	-0,022314	0,346345	0,610412	0,686731
23	KLBF	0,427103	0,050823	0,321532	0,091306	0,195926
24	LION	0,226352	0,000231	0,143089	-0,005650	0,507688
25	LMSH	0,085285	0,033940	0,332302	-0,010224	0,243334
26	LSIP	0,325577	0,118347	0,328233	0,041612	0,197104
27	MERK	0,846621	0,077066	0,209832	0,138549	0,376267
28	MLBI	0,812053	0,395162	0,543444	0,103313	1,357091
29	MYOR	0,294950	0,057862	0,267417	0,154261	1,028168
30	PBRX	0,173056	-0,043858	0,211612	0,103645	1,441914
31	RICY	0,116263	0,123282	0,235118	0,066549	2,194412
32	ROTI	0,513348	0,060026	0,437248	0,561690	0,616809
33	SCCO	0,228109	-0,034278	0,420340	0,638510	0,471293
34	SGRO	0,260407	0,063039	0,232970	0,004282	1,047783
35	SIDO	0,730611	0,162046	0,384769	0,057097	0,067336
36	SIMP	0,239353	0,026303	0,589690	0,040616	0,827575

NO	KODE	DPR	FCF	COLLAS	GROWTH	LEVERAGE
37	SKLT	0,135317	-0,039999	0,490049	0,119746	1,068748
38	SMBR	0,441659	0,029133	0,759730	0,158270	0,482726
39	SMGR	0,110561	-0,015198	0,662812	0,109475	0,633116
40	SMSM	0,567483	0,142141	0,279864	0,083646	0,336485
41	SRIL	0,065887	-0,044277	0,458301	0,259437	1,697902
42	SSMS	0,021894	0,061281	0,450101	0,337378	1,337128
43	TBLA	0,163752	0,068850	0,431408	0,139511	2,372185
44	TCID	0,459947	0,095503	0,408434	0,080869	0,270932
45	TKIM	0,036690	0,011919	0,426128	0,035963	1,589316
46	TOTO	0,281396	0,142838	0,285298	0,094928	0,668736
47	TPIA	0,529022	0,128410	0,484606	0,402972	0,790067
48	TRIS	0,368831	0,078261	0,232351	-0,148089	0,529815
49	TSPC	0,404035	0,020862	0,266874	0,128928	0,462985
50	UNVR	0,927116	0,288427	0,551249	0,129031	2,654552

SAMPEL DATA LENGKAP TAHUN 2018

NO	KODE	DPR	FCF	COLLAS	GROWTH	LEVERAGE
1	AALI	0,598336	0,041180	0,380498	0,069163	0,379082
2	AMFG	0,197392	-0,201343	0,704454	0,345386	1,344569
3	ANJT	-0,384747	-0,059078	0,321003	0,057485	0,558545
4	ARNA	0,003074	0,166906	0,481303	0,032198	0,507306
5	ASII	0,372534	0,041525	0,167482	0,165959	0,976973
6	AUTO	0,390586	0,020635	0,220201	0,076366	0,410740
7	BATA	0,251540	0,023263	0,273705	0,024734	0,376957
8	DLTA	0,614164	0,213825	0,059199	0,136238	0,186388
9	DSNG	0,244787	-0,016107	0,255446	0,388870	2,208257
10	DVLA	0,595091	-0,011207	0,175153	0,025557	0,402045
11	EKAD	0,172209	0,024571	0,435455	0,070911	0,177599
12	GGRM	0,643635	0,117425	0,329370	0,035010	0,530959
13	HMSP	0,921890	0,412188	0,156396	0,080233	0,318007
14	ICBP	0,577377	0,077186	0,312555	0,086897	0,513495
15	IKBI	0,143873	0,021288	0,393701	-0,004879	0,248518
16	IMAS	0,803930	-0,001279	0,172897	0,302653	2,967165
17	INAI	0,469761	0,082434	0,162413	0,153855	3,609272
18	INDF	0,702345	-0,013471	0,439084	0,092046	0,933974
19	INKP	0,064602	0,019633	0,449503	0,146285	0,569018
20	INTP	0,224796	0,052912	0,526734	-0,037248	0,196669
21	KAEF	0,244115	-0,081644	0,284731	0,551869	1,818573
22	KBLI	0,129472	0,026679	0,293797	0,076669	0,606525
23	KLBF	0,476769	0,080648	0,344579	0,092077	0,149870
24	LION	0,544801	-0,003252	0,127231	0,020903	0,465143
25	LMSH	0,329749	-0,034183	0,349045	-0,007050	0,206004
26	LSIP	0,931743	0,051818	0,312904	0,018736	0,204651
27	MERK	0,108426	0,115296	0,147844	0,491268	1,437124
28	MLBI	0,915863	0,393333	0,527448	0,151160	1,487612
29	MYOR	0,350226	-0,012073	0,242063	0,179397	1,059305
30	PBRX	0,055409	-0,021463	0,196915	0,009967	0,567246
31	RICY	0,104173	0,086125	0,204061	0,120163	2,460484
32	ROTI	0,283125	0,030751	0,505742	-0,036355	0,770467
33	SCCO	0,286323	0,023549	0,419073	0,056770	0,430971
34	SGRO	0,217718	0,004550	0,235251	0,078275	1,238566
35	SIDO	0,994157	0,213850	0,465409	0,056814	0,147796
36	SIMP	-0,870532	-0,007208	0,578828	0,023844	0,895725

NO	KODE	DPR	FCF	COLLAS	GROWTH	LEVERAGE
37	SKLT	0,136185	-0,023283	0,432553	0,174465	1,202873
38	SMBR	0,481911	-0,024091	0,724540	0,094409	0,594302
39	SMGR	0,268058	0,052238	0,640178	0,042537	0,562666
40	SMSM	0,519620	0,130942	0,267447	0,146386	0,302717
41	SRIL	0,142827	0,020033	0,479069	0,143659	1,642670
42	SSMS	0,272126	0,012032	0,405400	0,155748	1,776015
43	TBLA	0,524157	0,093212	0,393420	0,138335	2,415803
44	TCID	0,475946	0,003443	0,408446	0,035285	0,239640
45	TKIM	0,024474	0,005138	0,349711	0,145013	1,400560
46	TOTO	0,508986	0,116552	0,252807	0,024988	0,501505
47	TPIA	0,447898	0,121737	0,544185	0,062324	0,792852
48	TRIS	0,266190	0,005419	0,192558	0,161562	0,777008
49	TSPC	0,366815	-0,009801	0,288613	0,058518	0,448591
50	UNVR	0,760332	0,308160	0,426422	0,032611	1,576224

LAMPIRAN 8

HASIL SEM-PLS

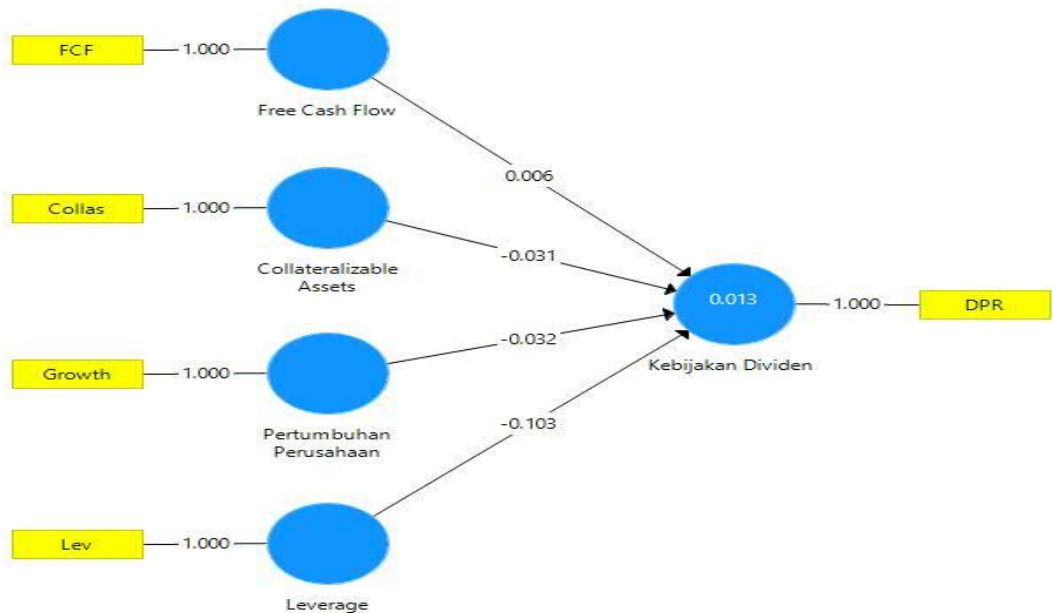
LAMPIRAN 8

1. ANALISIS DESKRIPTIF

Descriptive Statistics

	N	Minimum	Maximum	Mean	Std. Deviation
FCF	250	-2,9867	,5802	,048083	,2272331
COLLAS	250	,0381	,7966	,348286	,1572676
GROWTH	250	-,1481	,8027	,127070	,1435241
LEVERAGE	250	,0662	5,1524	,923193	,8258381
DPR	250	-1,92949	,99416	,3298165	,34982872
Valid N (listwise)	250				

2. UJI OUTER MODEL



Construct Reliability and Validity

	Cronbach's Alpha	rho_A	Composite Reliability	Average Variance Extracted (AVE)
Collateralizable Assets	1,000	1,000	1,000	1,000
Free Cash Flow	1,000	1,000	1,000	1,000
Kebijakan Dividen	1,000	1,000	1,000	1,000
Leverage	1,000	1,000	1,000	1,000
Pertumbuhan Perusahaan	1,000	1,000	1,000	1,000

DISCRIMINANT VALIDITY

Fornell-Larcker Criterion

	Collateralizable Assets	Free Cash Flow	Kebijakan Dividen	Leverage	Pertumbuhan Perusahaan
Collateralizable Assets	1,000				
Free Cash Flow	0,271	1,000			
Kebijakan Dividen	-0,024	-0,004	1,000		
Leverage	-0,038	0,014	-0,105	1,000	
Pertumbuhan Perusahaan	-0,029	-0,008	-0,039	0,080	1,000

Cross Loading

	Collateralizable Assets	Free Cash Flow	Kebijakan Dividen	Leverage	Pertumbuhan Perusahaan
Collas	1,000	0,271	-0,024	-0,038	-0,029
DPR	-0,024	-0,004	1,000	-0,105	-0,039
FCF	0,271	1,000	-0,004	0,014	-0,008
Growth	-0,029	-0,008	-0,039	0,080	1,000
Lev	-0,038	0,014	-0,105	1,000	0,080

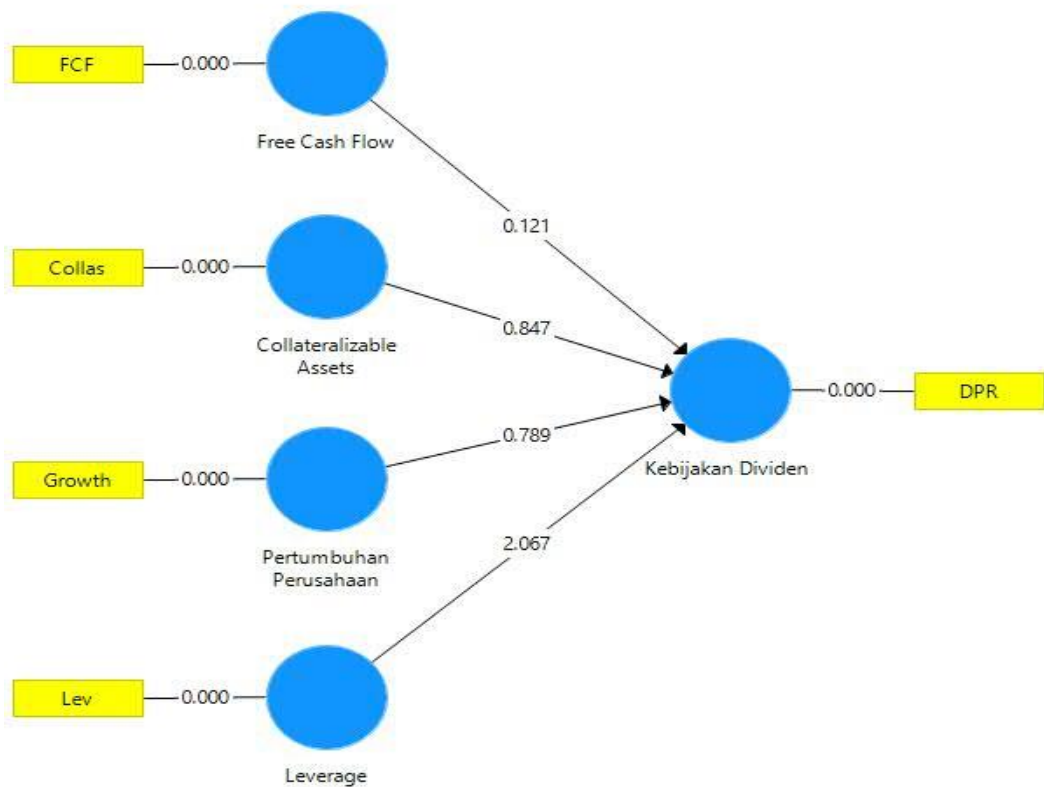
COLLINEARITY STATISTICS (VIF)

Outer VIF Values

	VIF
Collas	1,000
DPR	1,000
FCF	1,000
Growth	1,000
Lev	1,000

	Collateralizable Assets	Free Cash Flow	Kebijakan Dividen	Leverage	Pertumbuhan Perusahaan
Collas	1,000				
DPR			1,000		
FCF		1,000			
Growth					1,000
Lev				1,000	

3. UJI INNER MODEL



MEAN, STDEV, T-VALUES, P-VALUES

	Original Sample (O)	Sample Mean (M)	Standard Deviation (STDEV)	T Statistics ((O/STDEV))	P Values
Collateralizable Assets -> Kebijakan Dividen	-0,031	-0,039	0,036	0,847	0,397
Free Cash Flow -> Kebijakan Dividen	0,006	0,017	0,046	0,121	0,904

	Original Sample (O)	Sample Mean (M)	Standard Deviation (STDEV)	T Statistics (O/STDEV)	P Values
Leverage -> Kebijakan Dividen	-0,103	-0,104	0,050	2,067	0,039
Pertumbuhan Perusahaan -> Kebijakan Dividen	-0,032	-0,042	0,040	0,789	0,431

R-SQUARE

	R Square	R Square Adjusted
Kebijakan Dividen	0,057	0,042

JADWAL PENULISAN SKRIPSI

Keterangan	April 2019				Mei 2019				Juni 2019				Juli 2019				Agustus 2019			
	1	2	3	4	1	2	3	4	1	2	3	4	1	2	3	4	1	2	3	
Penulisan Proposal																				
Presentasi Proposal																				
Pengumpulan Data																				
Analisis Data																				
Penulisan Laporan Skripsi																				
Penyerahan Skripsi																				

SURAT PERNYATAAN

Yang bertanda tangan dibawah ini:

Nama : Aisyah Izdihar Aviani
Alamat : Perumtas 3 Blok D4 No.28, Wonoayu, Sidoarjo
NIM : 2015310489
Program Studi : Akuntansi
Program Pendidikan : Sarjana

Dengan ini menyatakan bahwa skripsi saya yang berjudul:

“Pengaruh *Free Cash Flow*, *Collateralizable Asset*, Pertumbuhan Perusahaan, dan *Leverage* Terhadap Kebijakan Dividen pada Perusahaan Manufaktur yang Terdaftar di BEI ”

adalah benar-benar merupakan karya saya sendiri dan bukan jiplakan (plagiasi) dari karya ilmiah orang lain serta bukan hasil dibuatkan oleh pihak/orang lain. Apabila di kemudian hari ternyata pernyataan saya tersebut tidak benar, maka saya bersedia menerima sanksi berupa pembatalan skripsi beserta segala hal yang terkait dengan skripsi tersebut.

Demikian Surat Pernyataan ini saya buat dengan sebenarnya.

Surabaya, 05 September 2019



(Aisyah Izdihar Aviani)





BERITA ACARA PERBAIKAN PROPOSAL SKRIPSI

Pada hari ini, Rabu, tanggal 24 April 2019 telah dilakukan evaluasi proposal skripsi

Nama : AISYAH IZDIHAR AVIANI
 N I M : 2015310489
 Program Pendidikan : S1 Akuntansi

dengan saran perbaikan/revisi sebagai berikut :




No.	Halaman	ACC Penguji
1. Ibu Diyah Pujiati		
<ul style="list-style-type: none"> - Riset gap pada latar belakang ditambahi ✓ - Persamaan dan perbedaan diperbaiki → cek hal. 19. - Tambahkan peneliti terdahulu yang mendukung di bab 2. ✓ - Rumus free cash flow (belanja modal) dijelaskan. ✓ - Antara tahun var. X & var Y (selisih 1 tahun) - Tambahkan penjelasan uji Normalitas & Uji F (typo dibenahi) - Daftar rujukan gunakan tahun buku terbaru - Perbaiki kembali halaman yg dili pat. 		 09/05/19
2. Ibu Carolyn		
<ul style="list-style-type: none"> - Latar belakang perhatikan pemotongan paragraf baru - Fenomena ditutup dengan alasan pemilihan sektor - Tata bahasa → teori "mendukung pengaruh" bukan "hipotesis" - Konsistensi arah 		 13/05/19

Perubahan Judul : ADA / TIDAK ADA *)

Judul Baru :

Tim Evaluator Proposal

Tanda Tangan

1. CAROLYN LUKITA	1. 
2. Dr. DIYAH PUJIATI, S.E., M.Si	2. 
3. Dr. NURMALA AHMAR, S.E., Ak., M.Si.	3.
4. REZZA ARLINDA SARWENDHI, SE., M.Acc	4. 



DAFTAR PERBAIKAN SKRIPSI

Ujian ke - 1

Nama : AISYAH IZDIHAR AVIANI
 NIM : 2015310489
 Program Pendidikan : S1 Akuntansi
 Hari, tanggal : Kamis, 22 Agustus 2019

No.	Halaman	ACC Penguji
Bu Carolyn Lukita Hal. seleksi sampel → potrait. Hal. 79 → satu kalimat tdk boleh 1 paragraf → cek semua. Hal. 80 → penulisan decimal & perbaikan). 0,..... bete semua - Hal. 83 → ganti dn nama variabel DPR → ganti ya. $\frac{DPR}{0,2}$ Hal 105 → gunakan istilah yg konsisten. y penolakan hipotesis → ikuti tabel 4.13. Hal 108 → ⊕kan arah "searah" / perahit namun tidak sig. km t-hit $< 0,05$ 0,121 Hal 117 → y' ys konsisten TB → tambahkan jurnal. Bu Gunash - kata "proposal" → search → replace. - cek semua. - 1 kalimat tdk boleh 1 paragraf. - pembahasan lbh baik dikaitkan dg informasi deskriptif		28/8/19

Perubahan Judul : ADA / TIDAK ADA *)

Judul Baru : _____

Mengetahui,
Dosen Pembimbing

Dr. NURMALA AHMAR, S.E., Ak., M.Si.

Tim Penguji,
Sekretaris

Dr. NURMALA AHMAR, S.E., Ak., M.Si.

HASIL UJI TURNITIN

feedback studio aisyah izdihar aviani SKRIPSI BAB 12345

PENGARUH FREE CASH FLOW, COLLATERALIZABLE ASSETS, PERTUMBUHAN PERUSAHAAN DAN LITRAGU TERHADAP KEBERHASILAN DIVIDEN PADA PERUSAHAAN MANUFAKTUR YANG TERDAFTAR DI BEI

SKRIPSI
Disajikan untuk Memenuhi Salah Satu Syarat Penyelesaian
Program Pendidikan Sarjana
Program Studi Akuntansi



Dikah :
AI SYAH IZDI HAR AVIANI
2015101409

Page: 1 of 137 Word Count: 34376 Text-only Report High Resolution

Match Overview

11%

1	media.neliti.com	5%
2	docplayer.info	4%
3	www.jurnal.unsri.ac.id	3%

Disetujui dan diterima baik oleh :

Dosen Pembimbing,

Co. Dosen Pembimbing,

(Dr. Nurmala Ahmar, S.E., Ak., Msi.)

(Rezza Arlinda Sarwendhi, SE., M.Acc)

Ketua Program Studi Sarjana Akuntansi

(Dr. Nanang Shonhadji, S.E., Ak., M.Si., CA., CIBA., CMA)